

U.S. Drought Monitor

Midland/Odessa, TX WFO

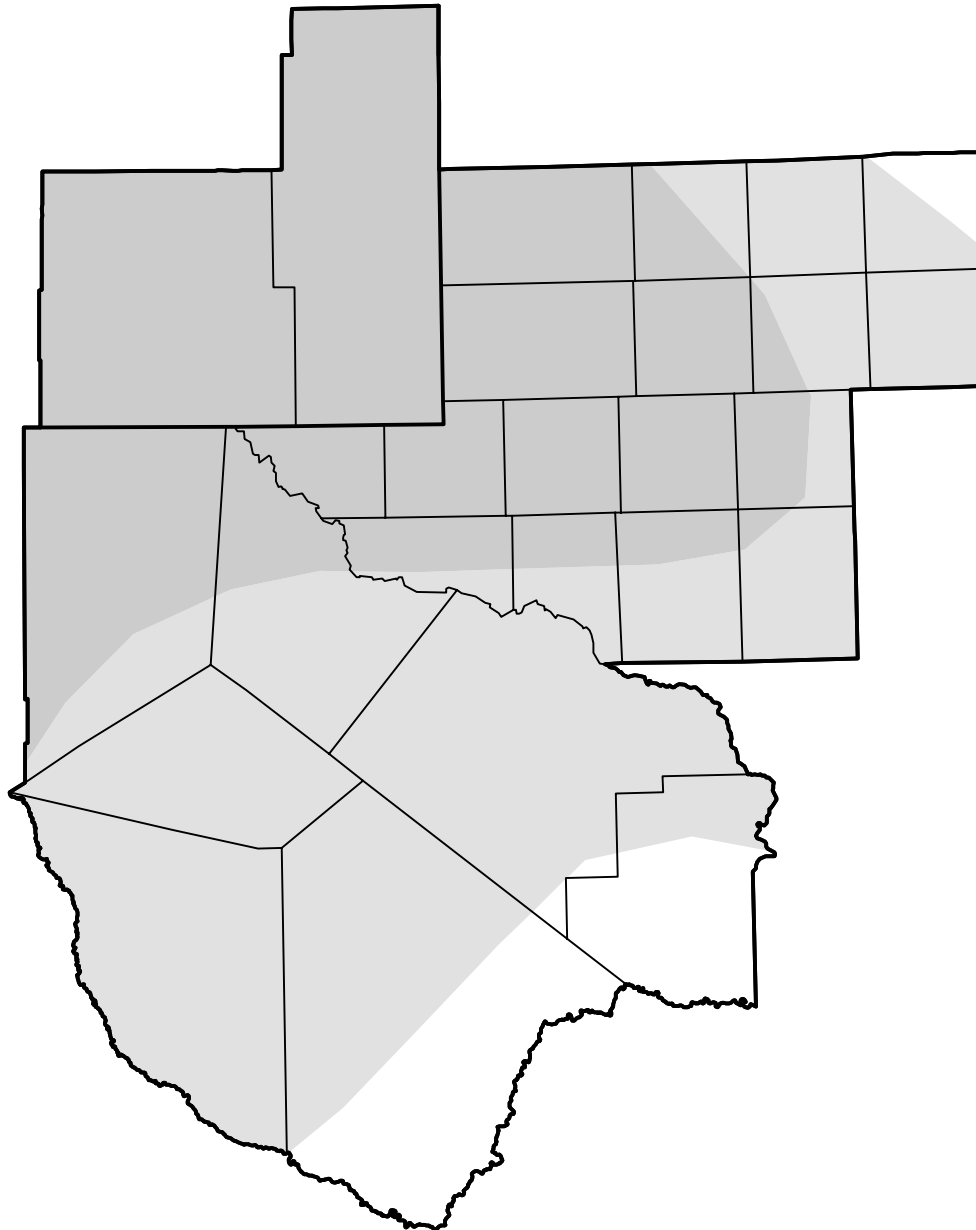
June 22, 2004

(Released Thursday, Jun. 24, 2004)







Valid 8 a.m. EDT

Drought Conditions (Percent Area)

	None	D0	D1	D2	D3	D4
Current	9.75	46.34	43.91	0.00	0.00	0.00
Last Week <i>06-17-2004</i>	10.13	50.40	39.47	0.00	0.00	0.00
3 Months Ago <i>03-25-2004</i>	26.13	31.57	18.17	15.30	6.04	2.79
Start of Calendar Year <i>12-31-2003</i>	20.04	15.34	10.55	25.15	28.17	0.74
Start of Water Year <i>10-02-2003</i>	4.24	17.80	24.96	31.03	21.97	0.00
One Year Ago <i>06-26-2003</i>	0.00	14.50	43.29	42.21	0.00	0.00



Intensity:

 None	 D2 Severe Drought
 D0 Abnormally Dry	 D3 Extreme Drought
 D1 Moderate Drought	 D4 Exceptional Drought

The Drought Monitor focuses on broad-scale conditions. Local conditions may vary. For more information on the Drought Monitor, go to <https://droughtmonitor.unl.edu/About.aspx>

Author:

Brad Rippey
U.S. Department of Agriculture



droughtmonitor.unl.edu