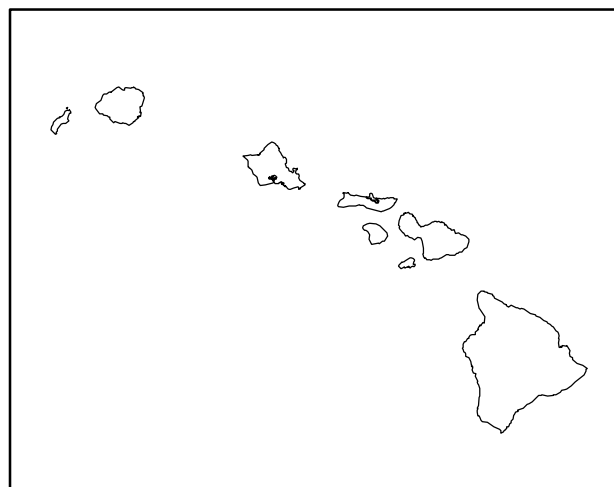
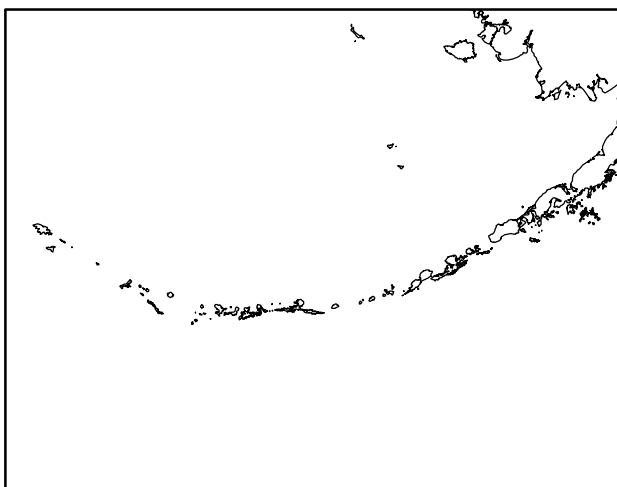
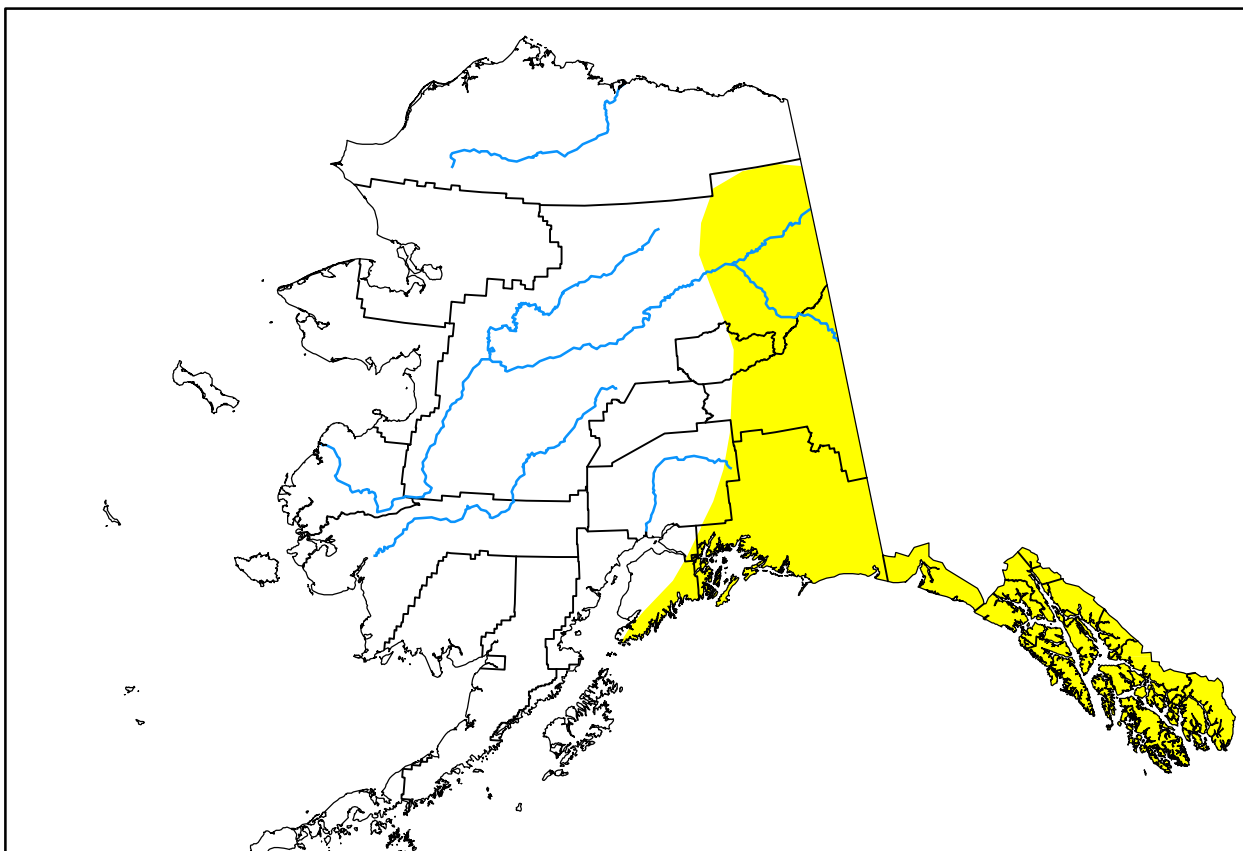


# U.S. Drought Monitor Pacific

**June 29, 2004**  
(Released Thursday, Jul. 1, 2004)

Valid 8 a.m. EDT



## Drought Conditions (Percent Area)

	None	D0-D4	D1-D4	D2-D4	D3-D4	D4
<b>Current</b>	76.36	23.64	0.00	0.00	0.00	0.00
<b>Last Week</b> <i>06-24-2004</i>	88.11	11.89	0.00	0.00	0.00	0.00
<b>3 Months Ago</b> <i>04-01-2004</i>	77.89	22.11	0.00	0.00	0.00	0.00
<b>Start of Calendar Year</b> <i>12-31-2003</i>	86.29	13.71	0.40	0.00	0.00	0.00
<b>Start of Water Year</b> <i>10-02-2003</i>	96.24	3.76	0.61	0.40	0.00	0.00
<b>One Year Ago</b> <i>07-03-2003</i>	64.53	35.47	0.81	0.37	0.00	0.00


### Intensity:

	None		D2 Severe Drought
	D0 Abnormally Dry		D3 Extreme Drought
	D1 Moderate Drought		D4 Exceptional Drought

The Drought Monitor focuses on broad-scale conditions. Local conditions may vary. See accompanying text summary for forecast statements.

### Author:

David Miskus  
NOAA/NWS/NCEP/CPC



[droughtmonitor.unl.edu](http://droughtmonitor.unl.edu)