

U.S. Drought Monitor

Flagstaff, AZ WFO

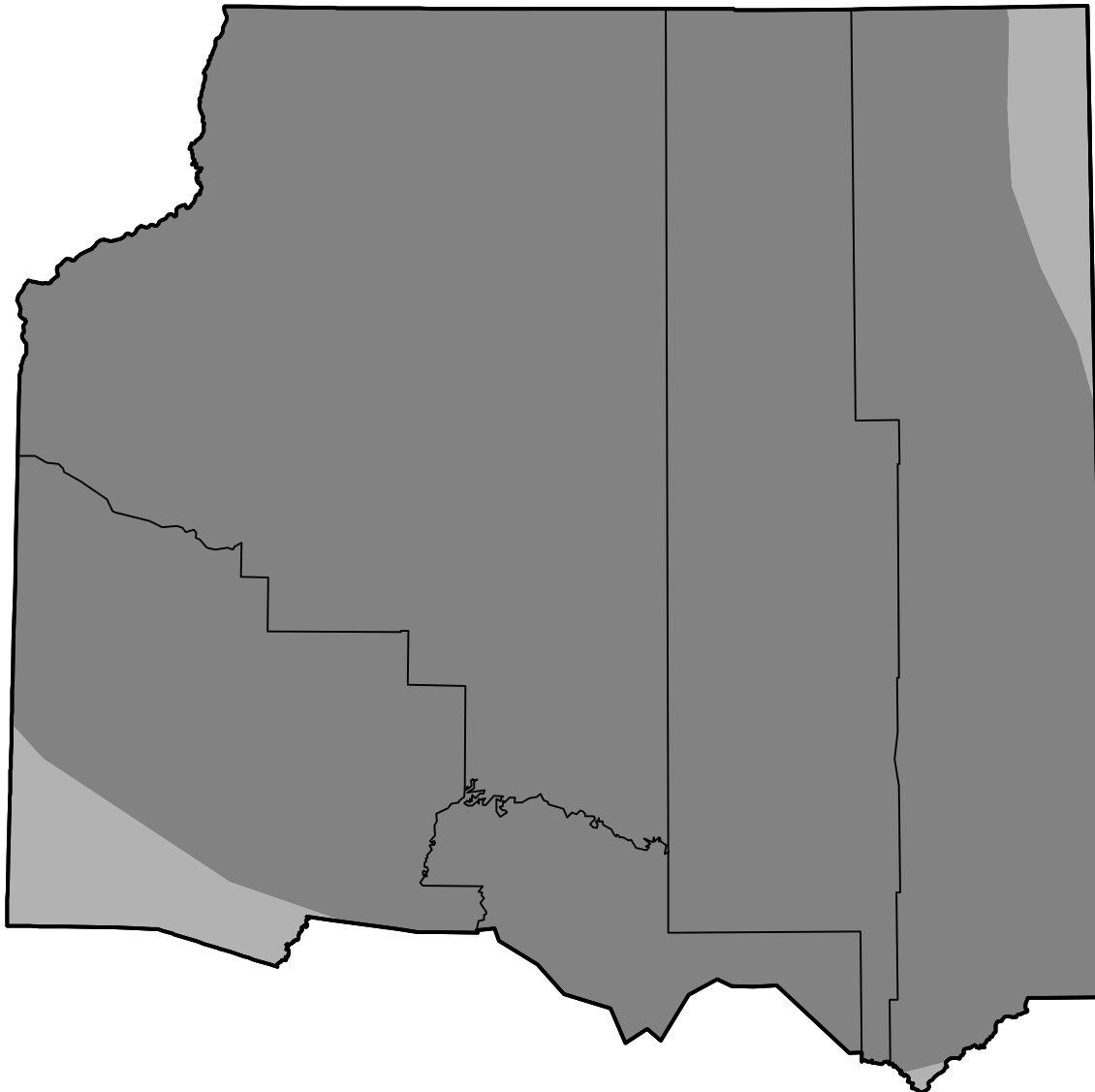
June 29, 2004

(Released Thursday, Jul. 1, 2004)







Valid 8 a.m. EDT

Drought Conditions (Percent Area)

	None	D0	D1	D2	D3	D4
Current	0.00	0.00	0.00	5.51	94.49	0.00
Last Week <i>06-24-2004</i>	0.00	0.00	0.00	5.51	94.49	0.00
3 Months Ago <i>04-01-2004</i>	0.00	0.00	0.00	4.82	95.18	0.00
Start of Calendar Year <i>12-31-2003</i>	0.00	0.00	11.41	25.40	61.33	1.86
Start of Water Year <i>10-02-2003</i>	0.00	0.00	8.03	52.06	35.20	4.71
One Year Ago <i>07-03-2003</i>	0.00	0.00	2.33	45.30	43.48	8.90



Intensity:

 None	 D2 Severe Drought
 D0 Abnormally Dry	 D3 Extreme Drought
 D1 Moderate Drought	 D4 Exceptional Drought

The Drought Monitor focuses on broad-scale conditions. Local conditions may vary. For more information on the Drought Monitor, go to <https://droughtmonitor.unl.edu/About.aspx>

Author:

David Miskus
NOAA/NWS/NCEP/CPC



droughtmonitor.unl.edu