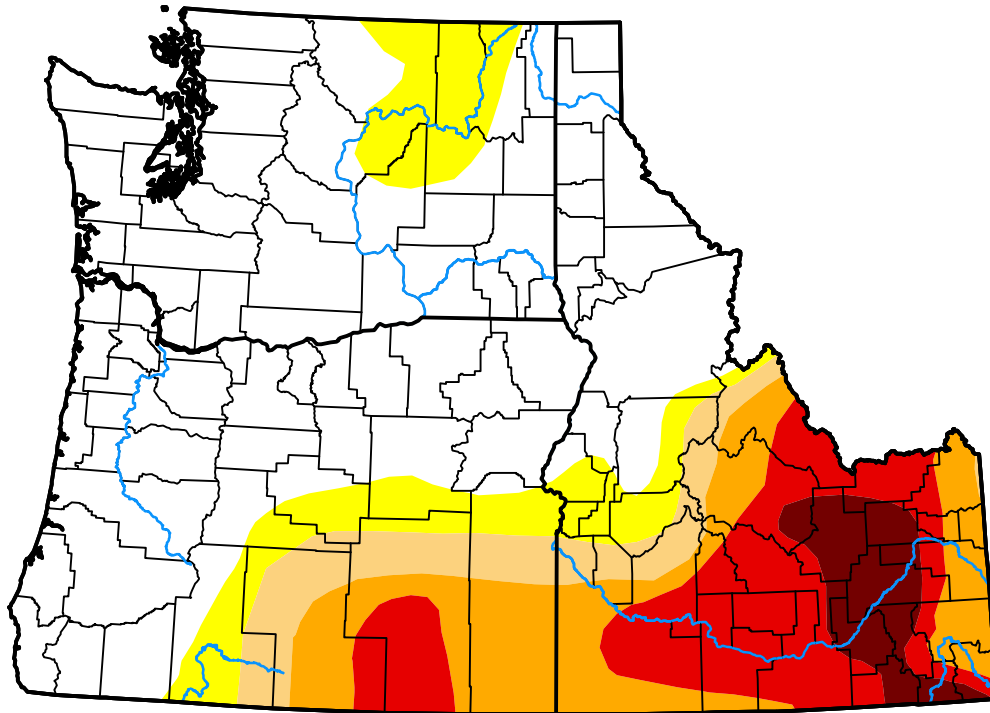


U.S. Drought Monitor

USDA Northwest Climate Hub

November 2, 2004
 (Released Thursday, Nov. 4, 2004)
 Valid 7 a.m. EST



Drought Conditions (Percent Area)

	None	D0	D1	D2	D3	D4
Current	71.19	19.24	1.83	3.27	3.34	1.14
Last Week <i>10-28-2004</i>	71.10	19.33	1.83	3.27	3.34	1.14
3 Months Ago <i>08-05-2004</i>	39.86	44.93	7.76	2.28	3.72	1.45
Start of Calendar Year <i>12-31-2003</i>	68.59	11.42	8.54	3.86	3.50	4.10
Start of Water Year <i>09-30-2004</i>	74.86	15.56	1.83	3.27	3.57	0.91
One Year Ago <i>11-06-2003</i>	70.48	7.95	6.01	6.29	6.35	2.91

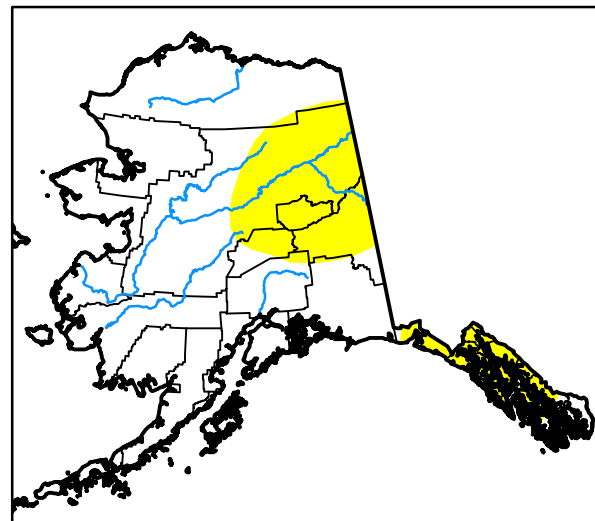

Intensity:

- None
- D0 Abnormally Dry
- D1 Moderate Drought
- D2 Severe Drought
- D3 Extreme Drought
- D4 Exceptional Drought

The Drought Monitor focuses on broad-scale conditions. Local conditions may vary. For more information on the Drought Monitor, go to <https://droughtmonitor.unl.edu/About.aspx>

Author:

Mark Svoboda
 National Drought Mitigation Center



droughtmonitor.unl.edu