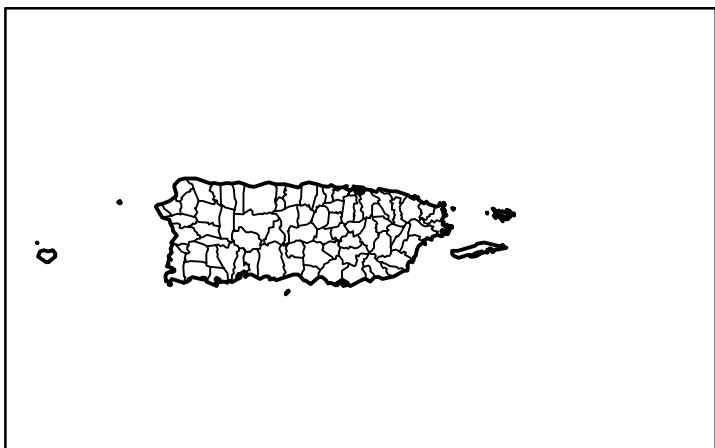
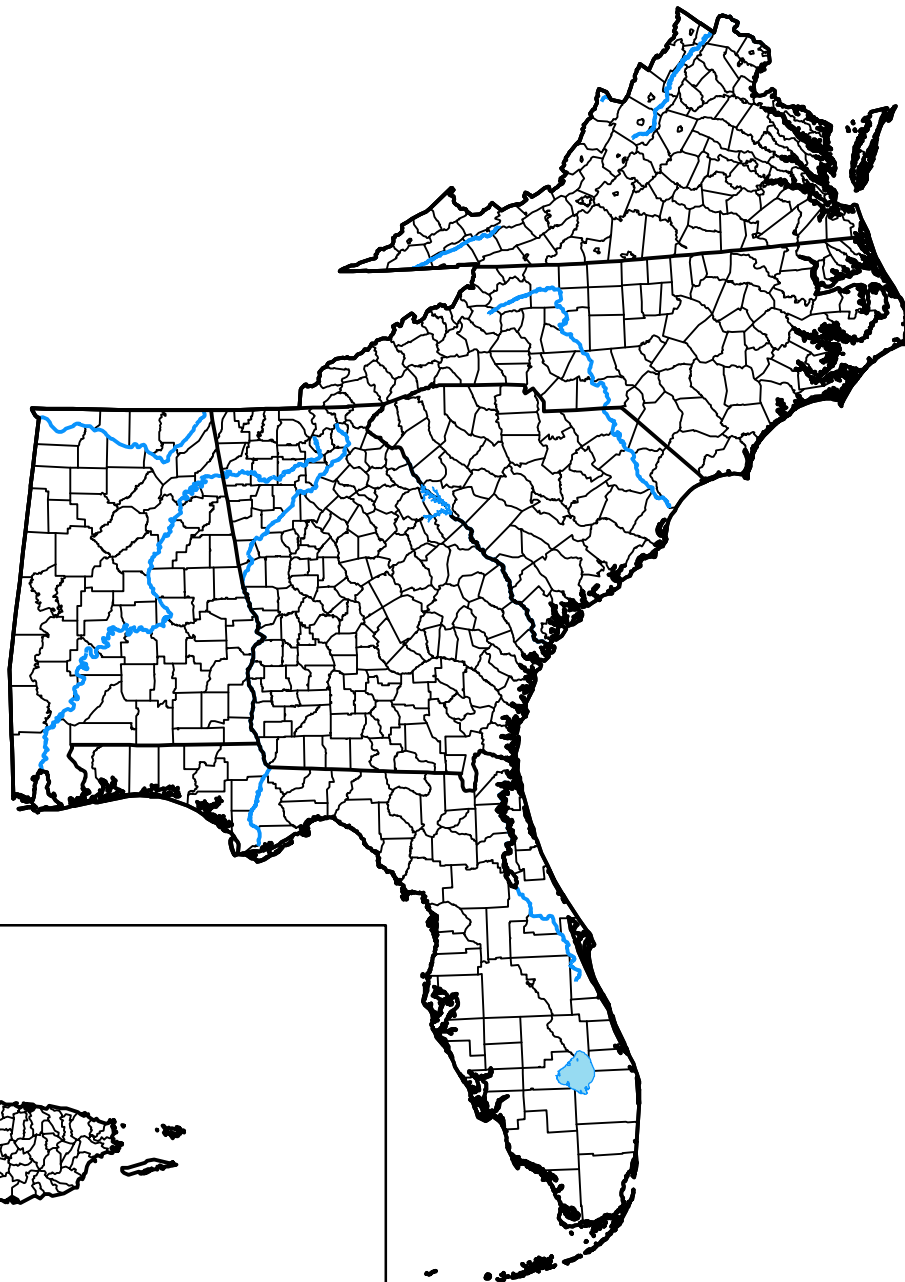


U.S. Drought Monitor

Southeast Climate Region

November 2, 2004
 (Released Thursday, Nov. 4, 2004)

Valid 7 a.m. EST



Drought Conditions (Percent Area)

	None	D0	D1	D2	D3	D4
Current	100.00	0.00	0.00	0.00	0.00	0.00
Last Week <i>10-26-2004</i>	100.00	0.00	0.00	0.00	0.00	0.00
3 Months Ago <i>08-03-2004</i>	84.21	15.79	0.00	0.00	0.00	0.00
Start of Calendar Year <i>12-30-2003</i>	97.84	2.16	0.00	0.00	0.00	0.00
Start of Water Year <i>09-28-2004</i>	100.00	0.00	0.00	0.00	0.00	0.00
One Year Ago <i>11-04-2003</i>	100.00	0.00	0.00	0.00	0.00	0.00


Intensity:

- None
- D0 Abnormally Dry
- D1 Moderate Drought
- D2 Severe Drought
- D3 Extreme Drought
- D4 Exceptional Drought

The Drought Monitor focuses on broad-scale conditions. Local conditions may vary. For more information on the Drought Monitor, go to <https://droughtmonitor.unl.edu/About.aspx>

Author:

Mark Svoboda
 National Drought Mitigation Center



droughtmonitor.unl.edu