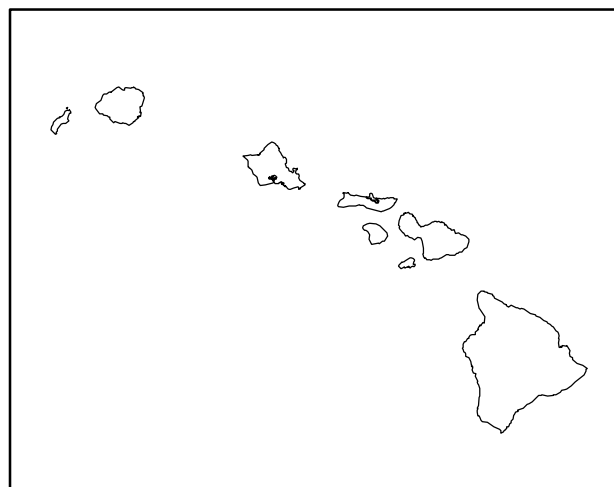
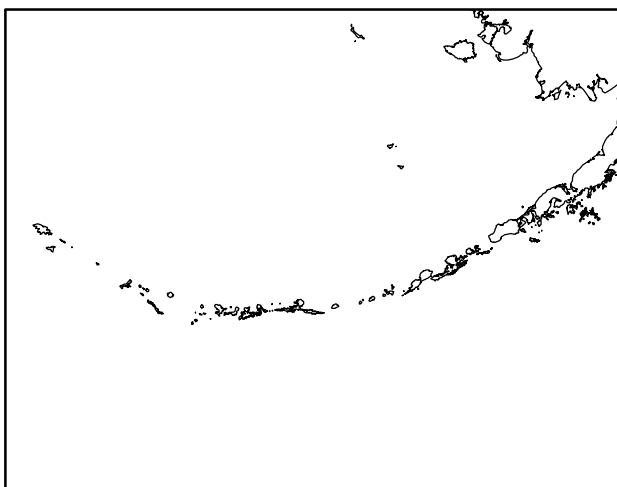
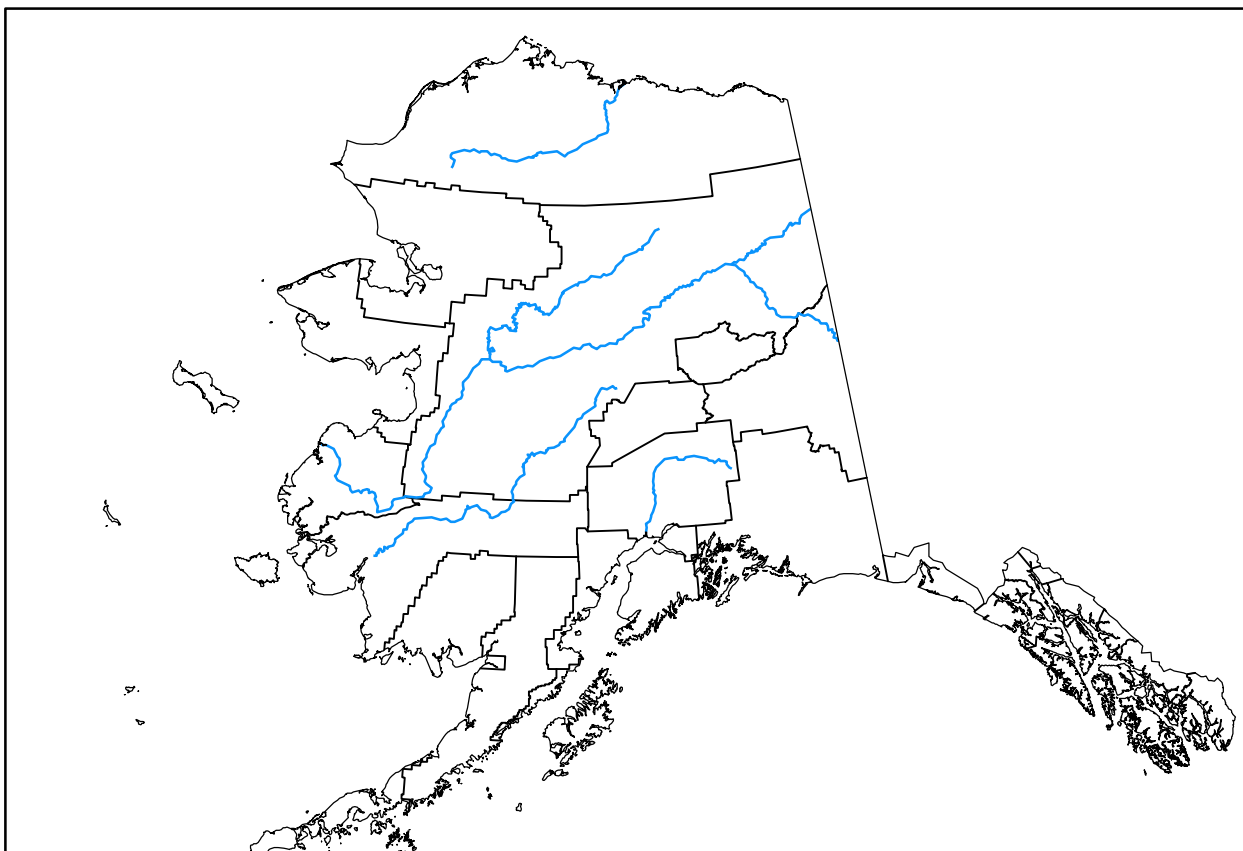


# U.S. Drought Monitor Pacific

**April 12, 2005**  
(Released Thursday, Apr. 14, 2005)

Valid 8 a.m. EDT



## Drought Conditions (Percent Area)

	None	D0-D4	D1-D4	D2-D4	D3-D4	D4
<b>Current</b>	100.00	0.00	0.00	0.00	0.00	0.00
<b>Last Week</b> <i>04-07-2005</i>	100.00	0.00	0.00	0.00	0.00	0.00
<b>3 Months Ago</b> <i>01-13-2005</i>	100.00	0.00	0.00	0.00	0.00	0.00
<b>Start of Calendar Year</b> <i>01-06-2005</i>	99.87	0.13	0.00	0.00	0.00	0.00
<b>Start of Water Year</b> <i>09-30-2004</i>	82.10	17.90	0.00	0.00	0.00	0.00
<b>One Year Ago</b> <i>04-15-2004</i>	77.89	22.11	0.00	0.00	0.00	0.00


### Intensity:

	None		D2 Severe Drought
	D0 Abnormally Dry		D3 Extreme Drought
	D1 Moderate Drought		D4 Exceptional Drought

The Drought Monitor focuses on broad-scale conditions. Local conditions may vary. See accompanying text summary for forecast statements.

### Author:

David Miskus  
NOAA/NWS/NCEP/CPC



[droughtmonitor.unl.edu](http://droughtmonitor.unl.edu)