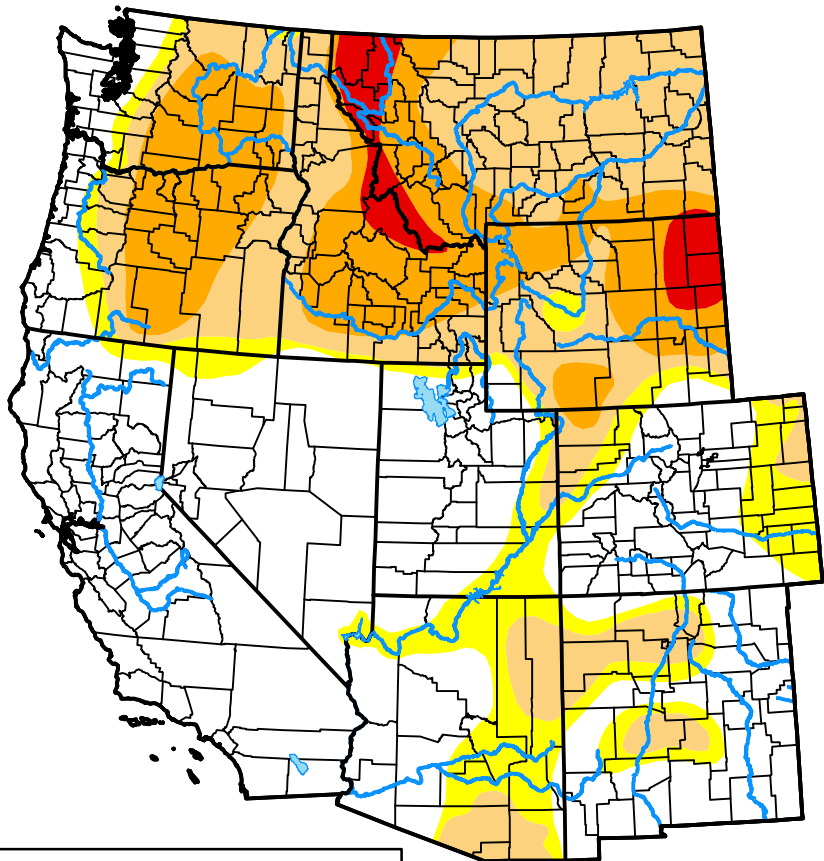


U.S. Drought Monitor West Climate Region

June 7, 2005
(Released Thursday, Jun. 9, 2005)
Valid 8 a.m. EDT



Drought Conditions (Percent Area)

	None	D0	D1	D2	D3	D4
Current	64.70	7.84	15.38	10.29	1.79	0.00
Last Week <i>05-31-2005</i>	64.82	8.21	11.68	12.13	3.16	0.00
3 Months Ago <i>03-08-2005</i>	48.56	12.79	13.87	15.89	6.66	2.23
Start of Calendar Year <i>01-04-2005</i>	50.62	11.84	14.63	12.90	8.70	1.30
Start of Water Year <i>09-28-2004</i>	39.77	14.77	11.78	17.48	14.61	1.58
One Year Ago <i>06-08-2004</i>	37.16	14.11	12.70	17.39	17.64	0.99

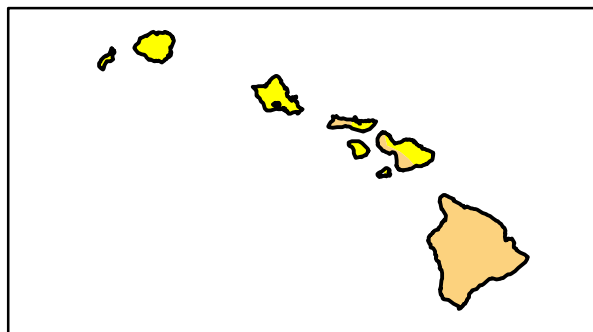
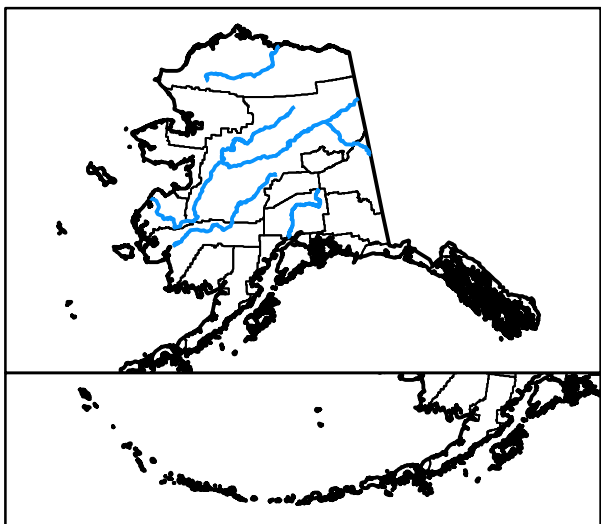
Intensity:

- None
- D0 Abnormally Dry
- D1 Moderate Drought
- D2 Severe Drought
- D3 Extreme Drought
- D4 Exceptional Drought

The Drought Monitor focuses on broad-scale conditions. Local conditions may vary. For more information on the Drought Monitor, go to <https://droughtmonitor.unl.edu/About.aspx>

Author:

Michael Hayes
National Drought Mitigation Center



droughtmonitor.unl.edu