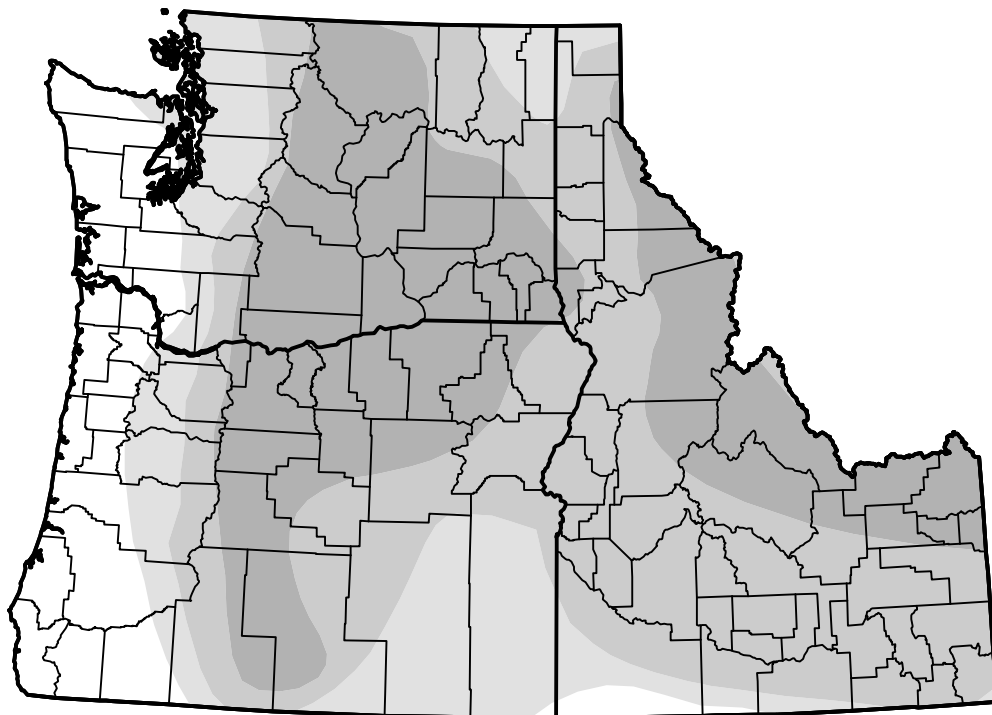


U.S. Drought Monitor

USDA Northwest Climate Hub

August 16, 2005
 (Released Thursday, Aug. 18, 2005)

Valid 8 a.m. EDT



Drought Conditions (Percent Area)

	None	D0-D4	D1-D4	D2-D4	D3-D4	D4
Current	63.06	36.94	21.03	10.16	0.00	0.00
Last Week <i>08-11-2005</i>	73.94	26.06	21.03	9.60	0.00	0.00
3 Months Ago <i>05-19-2005</i>	74.24	25.76	23.70	15.48	2.67	0.00
Start of Calendar Year <i>01-06-2005</i>	84.94	15.06	8.70	6.89	3.38	0.44
Start of Water Year <i>09-30-2004</i>	74.86	25.14	9.57	7.75	4.48	0.91
One Year Ago <i>08-19-2004</i>	47.53	52.47	26.02	7.81	5.29	1.45

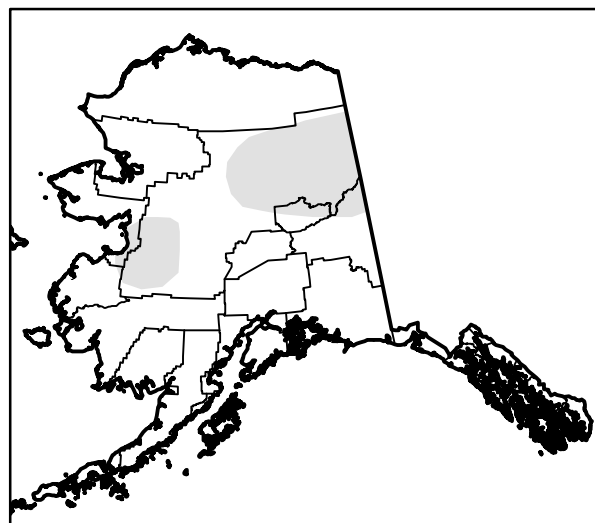

Intensity:



The Drought Monitor focuses on broad-scale conditions. Local conditions may vary. For more information on the Drought Monitor, go to <https://droughtmonitor.unl.edu/About.aspx>

Author:

David Miskus
 NOAA/NWS/NCEP/CPC



droughtmonitor.unl.edu