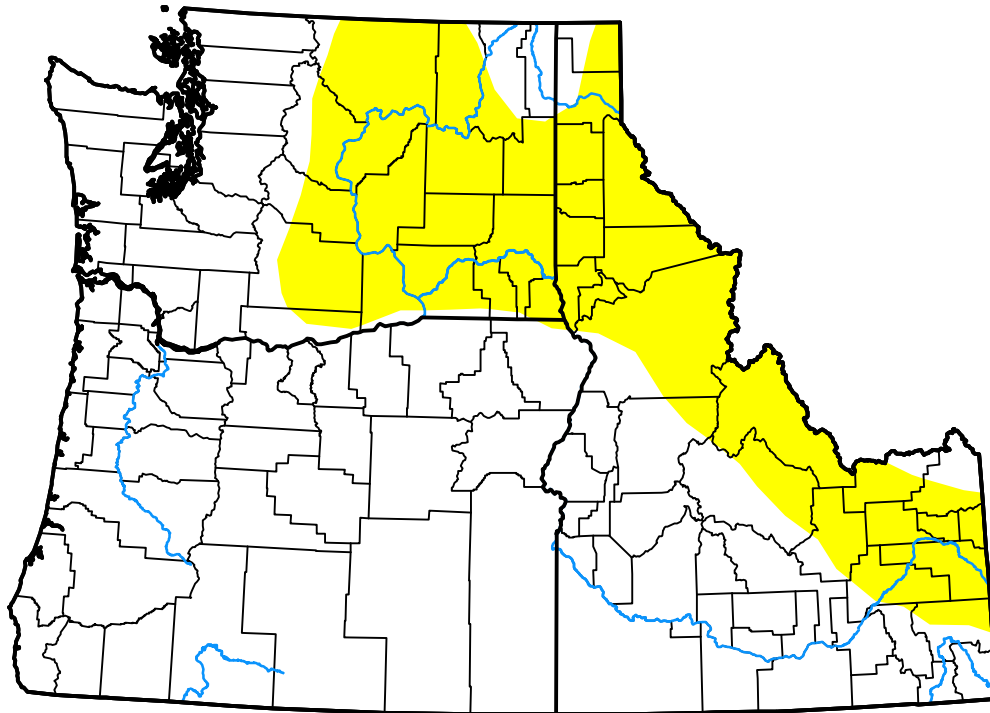


U.S. Drought Monitor USDA Northwest Climate Hub

January 10, 2006
(Released Thursday, Jan. 12, 2006)
Valid 7 a.m. EST



Drought Conditions (Percent Area)

	None	D0	D1	D2	D3	D4
Current	85.50	14.50	0.00	0.00	0.00	0.00
Last Week <i>01-05-2006</i>	83.95	12.46	3.59	0.00	0.00	0.00
3 Months Ago <i>10-13-2005</i>	73.68	6.31	10.43	8.49	1.10	0.00
Start of Calendar Year <i>01-05-2006</i>	83.95	12.46	3.59	0.00	0.00	0.00
Start of Water Year <i>09-29-2005</i>	63.82	15.22	10.82	8.78	1.37	0.00
One Year Ago <i>01-13-2005</i>	72.25	18.83	2.27	3.26	2.94	0.45

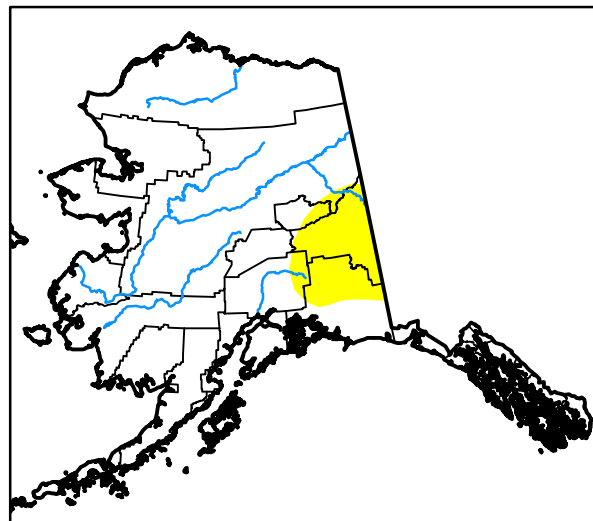

Intensity:

- None
- D0 Abnormally Dry
- D1 Moderate Drought
- D2 Severe Drought
- D3 Extreme Drought
- D4 Exceptional Drought

The Drought Monitor focuses on broad-scale conditions. Local conditions may vary. For more information on the Drought Monitor, go to <https://droughtmonitor.unl.edu/About.aspx>

Author:

Douglas Le Comte
CPC/NOAA



droughtmonitor.unl.edu