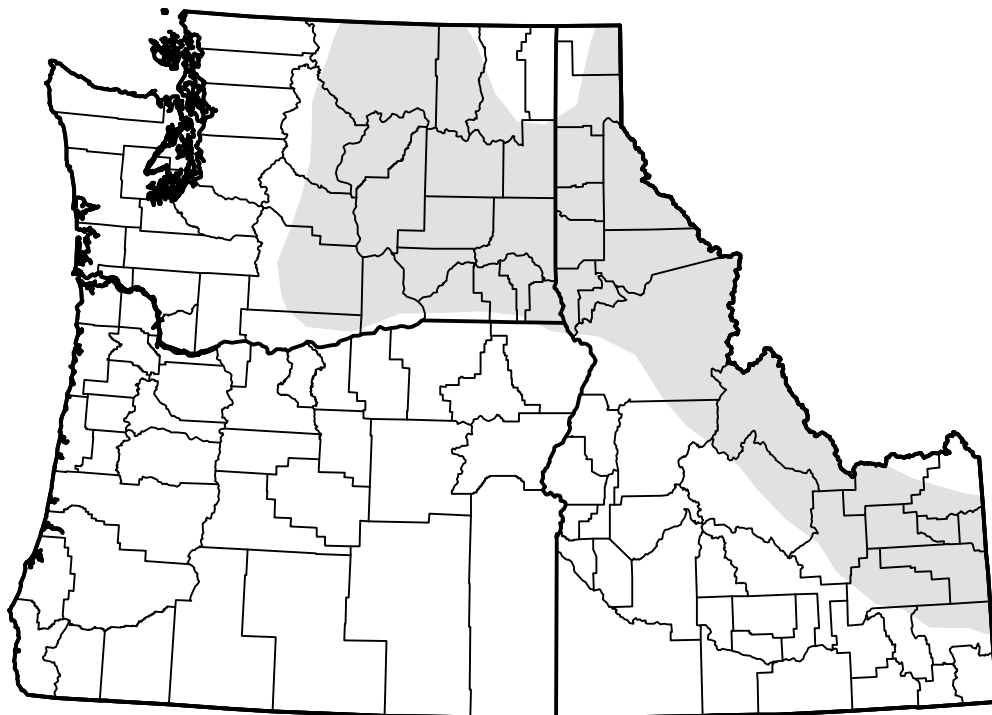


U.S. Drought Monitor

USDA Northwest Climate Hub

January 10, 2006
 (Released Thursday, Jan. 12, 2006)

Valid 7 a.m. EST



Drought Conditions (Percent Area)

	None	D0-D4	D1-D4	D2-D4	D3-D4	D4
Current	85.50	14.50	0.00	0.00	0.00	0.00
Last Week <i>01-05-2006</i>	83.95	16.05	3.59	0.00	0.00	0.00
3 Months Ago <i>10-13-2005</i>	73.68	26.32	20.01	9.58	1.10	0.00
Start of Calendar Year <i>01-05-2006</i>	83.95	16.05	3.59	0.00	0.00	0.00
Start of Water Year <i>09-29-2005</i>	63.82	36.18	20.97	10.15	1.37	0.00
One Year Ago <i>01-13-2005</i>	72.25	27.75	8.92	6.65	3.39	0.45

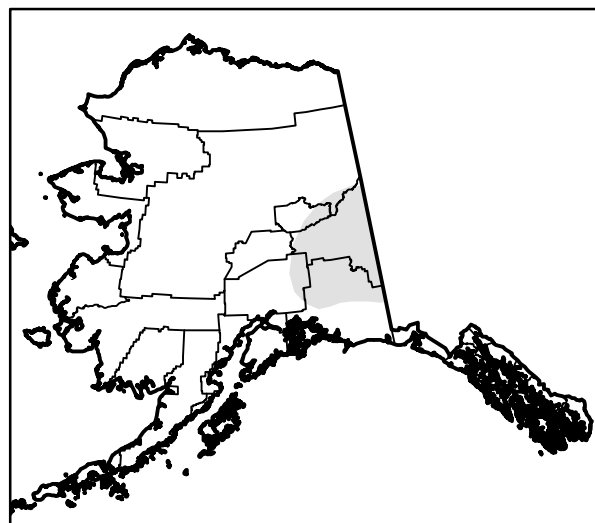

Intensity:



The Drought Monitor focuses on broad-scale conditions. Local conditions may vary. For more information on the Drought Monitor, go to <https://droughtmonitor.unl.edu/About.aspx>

Author:

Douglas Le Comte
 CPC/NOAA



droughtmonitor.unl.edu