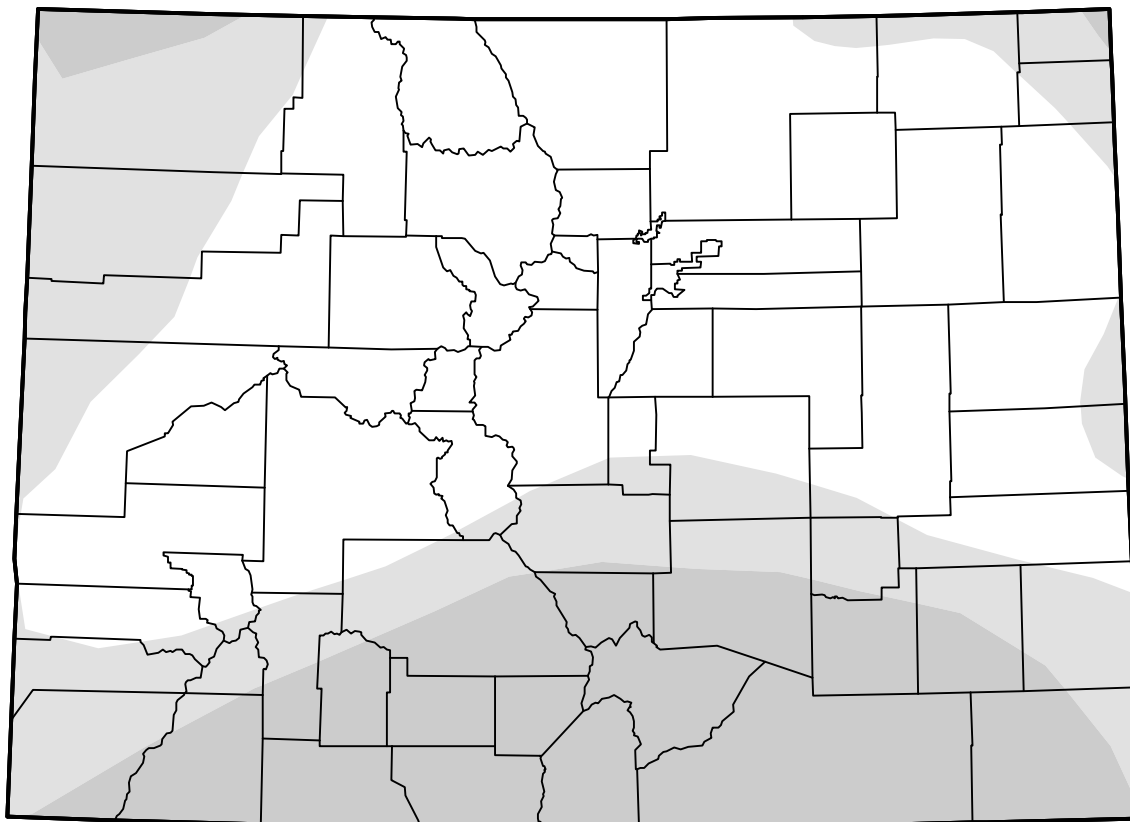


U.S. Drought Monitor Colorado






January 24, 2006
(Released Thursday, Jan. 26, 2006)
Valid 7 a.m. EST



Drought Conditions (Percent Area)

	None	D0	D1	D2	D3	D4
Current	53.53	22.92	23.55	0.00	0.00	0.00
Last Week <i>01-19-2006</i>	54.78	21.67	23.55	0.00	0.00	0.00
3 Months Ago <i>10-26-2005</i>	69.90	24.29	5.81	0.00	0.00	0.00
Start of Calendar Year <i>01-05-2006</i>	59.12	37.43	3.45	0.00	0.00	0.00
Start of Water Year <i>09-29-2005</i>	50.85	41.26	6.85	1.03	0.00	0.00
One Year Ago <i>01-27-2005</i>	23.98	48.29	19.02	8.71	0.00	0.00

Intensity:

 None	 D2 Severe Drought
 D0 Abnormally Dry	 D3 Extreme Drought
 D1 Moderate Drought	 D4 Exceptional Drought

The Drought Monitor focuses on broad-scale conditions. Local conditions may vary. For more information on the Drought Monitor, go to <https://droughtmonitor.unl.edu/About.aspx>

Author:

Brian Fuchs
National Drought Mitigation Center



droughtmonitor.unl.edu