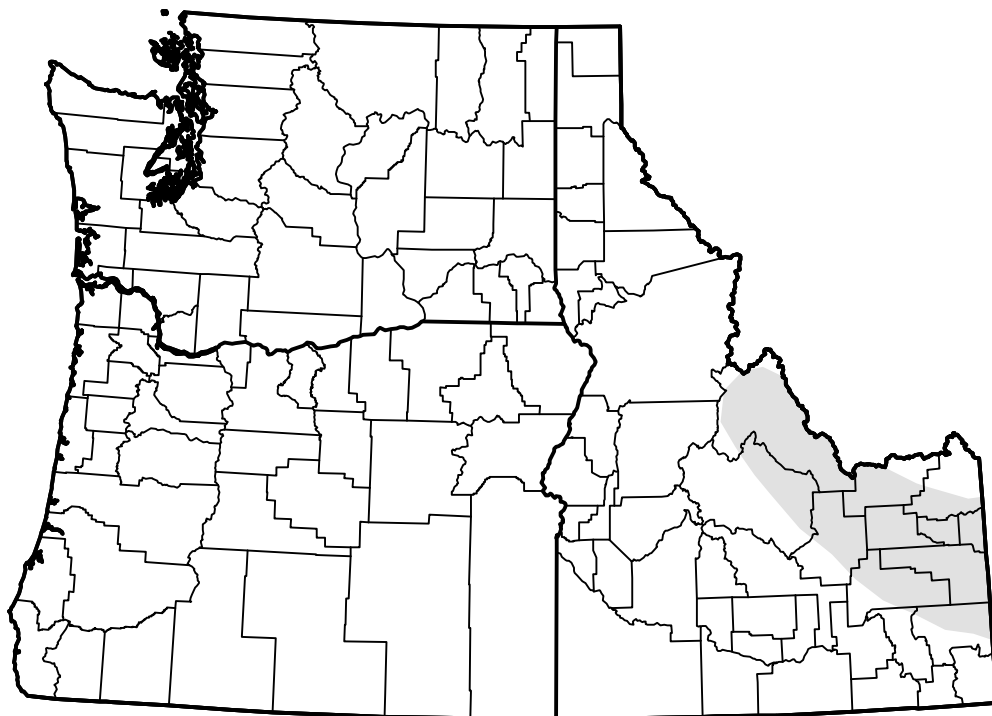


U.S. Drought Monitor

USDA Northwest Climate Hub

January 24, 2006
(Released Thursday, Jan. 26, 2006)

Valid 7 a.m. EST



Drought Conditions (Percent Area)

	None	D0-D4	D1-D4	D2-D4	D3-D4	D4
Current	83.72	16.28	0.00	0.00	0.00	0.00
Last Week <i>01-19-2006</i>	81.44	18.56	0.00	0.00	0.00	0.00
3 Months Ago <i>10-26-2005</i>	74.51	25.49	20.01	8.95	0.69	0.00
Start of Calendar Year <i>01-05-2006</i>	83.95	16.05	3.59	0.00	0.00	0.00
Start of Water Year <i>09-29-2005</i>	63.82	36.18	20.97	10.15	1.37	0.00
One Year Ago <i>01-27-2005</i>	74.38	25.62	9.29	6.83	3.49	0.37

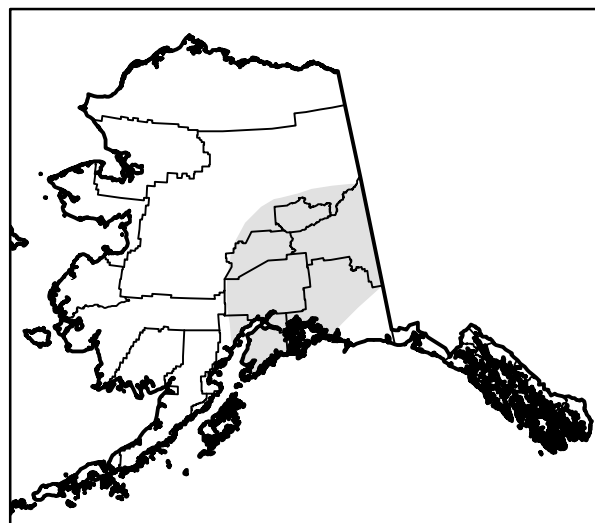

Intensity:



The Drought Monitor focuses on broad-scale conditions. Local conditions may vary. For more information on the Drought Monitor, go to <https://droughtmonitor.unl.edu/About.aspx>

Author:

Brian Fuchs
 National Drought Mitigation Center



droughtmonitor.unl.edu