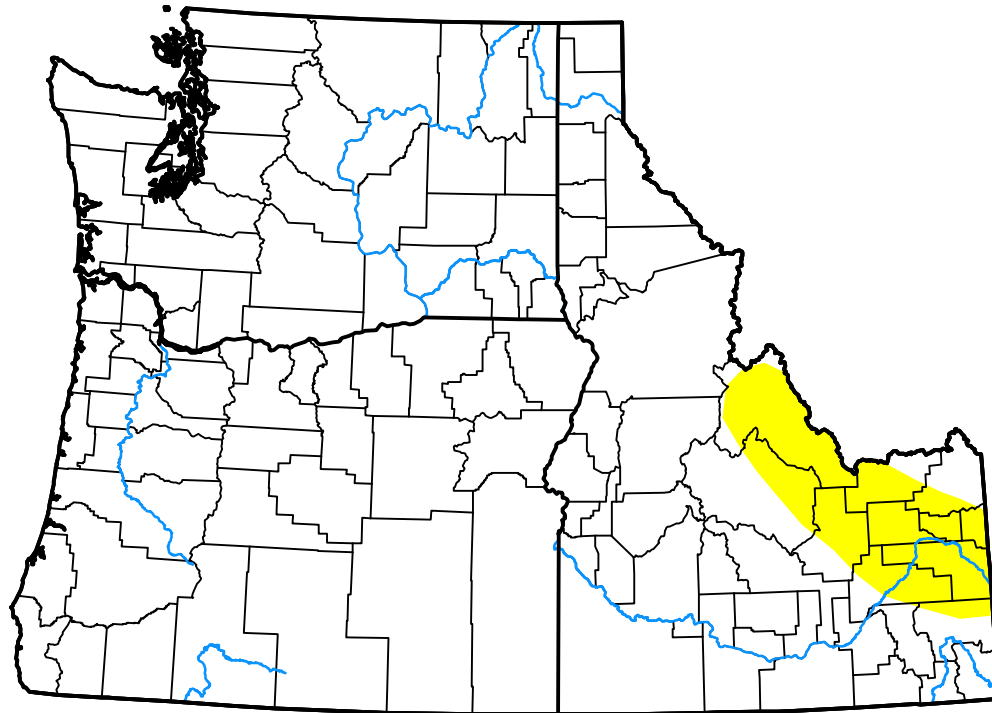


U.S. Drought Monitor USDA Northwest Climate Hub

January 31, 2006
(Released Thursday, Feb. 2, 2006)
Valid 7 a.m. EST



Drought Conditions (Percent Area)

	None	D0	D1	D2	D3	D4
Current	83.20	16.80	0.00	0.00	0.00	0.00
Last Week <i>01-26-2006</i>	83.72	16.28	0.00	0.00	0.00	0.00
3 Months Ago <i>11-03-2005</i>	66.00	13.99	11.06	8.26	0.69	0.00
Start of Calendar Year <i>01-05-2006</i>	83.95	12.46	3.59	0.00	0.00	0.00
Start of Water Year <i>09-29-2005</i>	63.82	15.22	10.82	8.78	1.37	0.00
One Year Ago <i>02-03-2005</i>	74.38	3.11	16.10	3.19	2.85	0.37

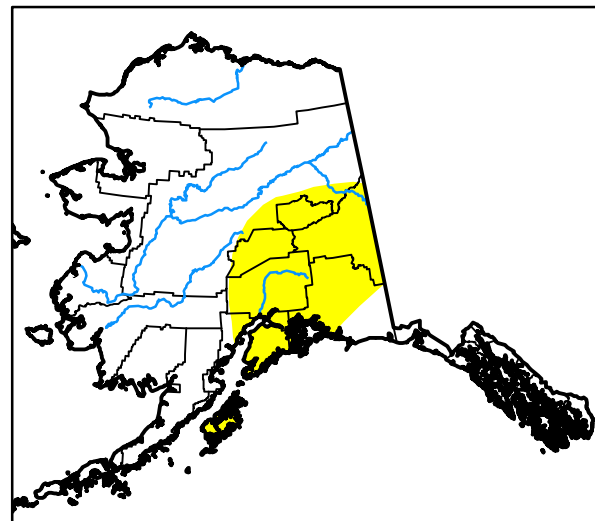

Intensity:



The Drought Monitor focuses on broad-scale conditions. Local conditions may vary. For more information on the Drought Monitor, go to <https://droughtmonitor.unl.edu/About.aspx>

Author:

Richard Tinker
CPC/NOAA/NWS/NCEP



droughtmonitor.unl.edu