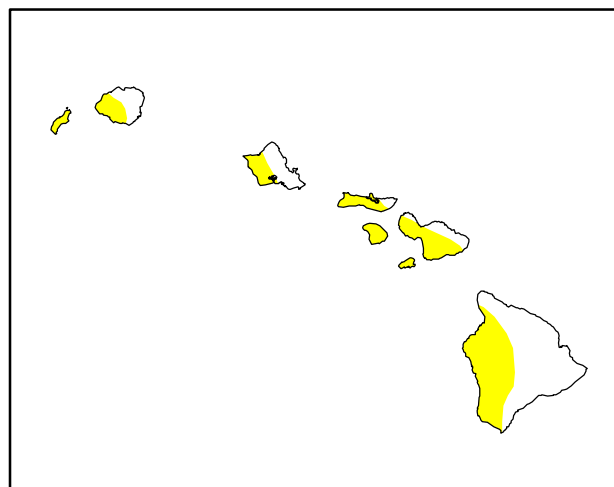
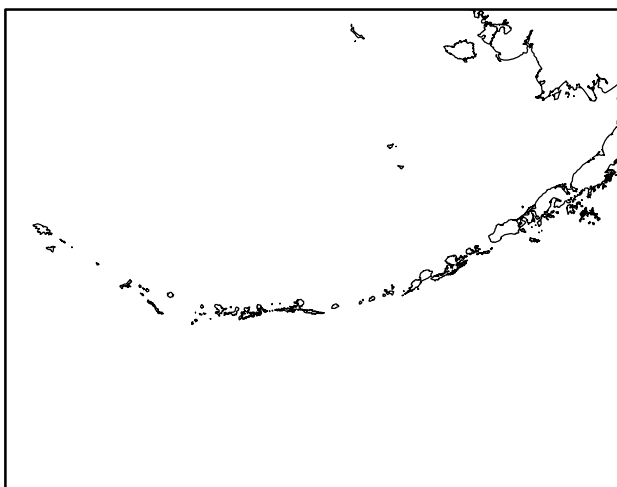
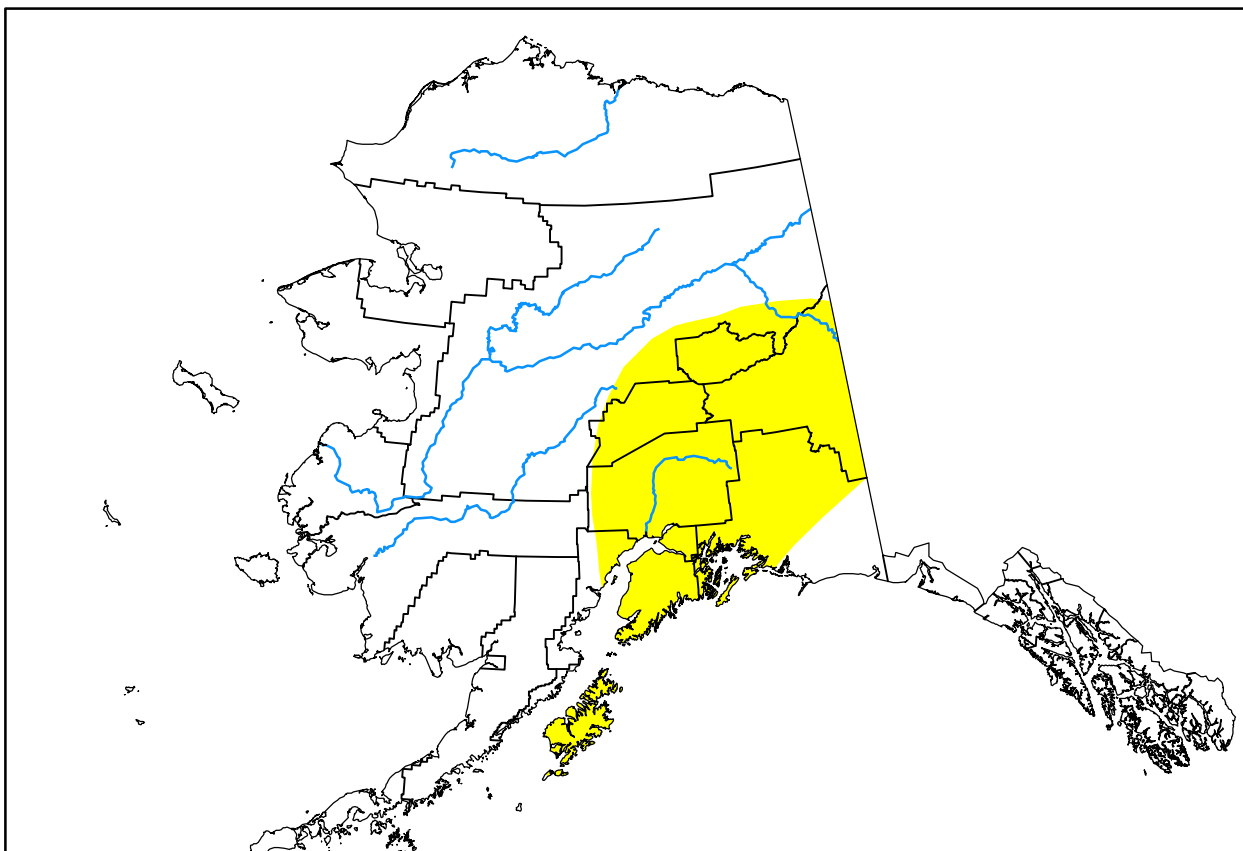


U.S. Drought Monitor Pacific

January 31, 2006
(Released Thursday, Feb. 2, 2006)

Valid 7 a.m. EST



Drought Conditions (Percent Area)

	None	D0-D4	D1-D4	D2-D4	D3-D4	D4
Current	78.28	21.72	0.00	0.00	0.00	0.00
Last Week <i>01-26-2006</i>	78.96	21.04	0.05	0.00	0.00	0.00
3 Months Ago <i>11-03-2005</i>	87.71	12.29	0.00	0.00	0.00	0.00
Start of Calendar Year <i>01-05-2006</i>	90.23	9.77	0.10	0.00	0.00	0.00
Start of Water Year <i>09-29-2005</i>	86.98	13.02	0.00	0.00	0.00	0.00
One Year Ago <i>02-03-2005</i>	100.00	0.00	0.00	0.00	0.00	0.00


Intensity:

 None	 D2 Severe Drought
 D0 Abnormally Dry	 D3 Extreme Drought
 D1 Moderate Drought	 D4 Exceptional Drought

The Drought Monitor focuses on broad-scale conditions. Local conditions may vary. See accompanying text summary for forecast statements.

Author:

Richard Tinker
CPC/NOAA/NWS/NCEP



droughtmonitor.unl.edu