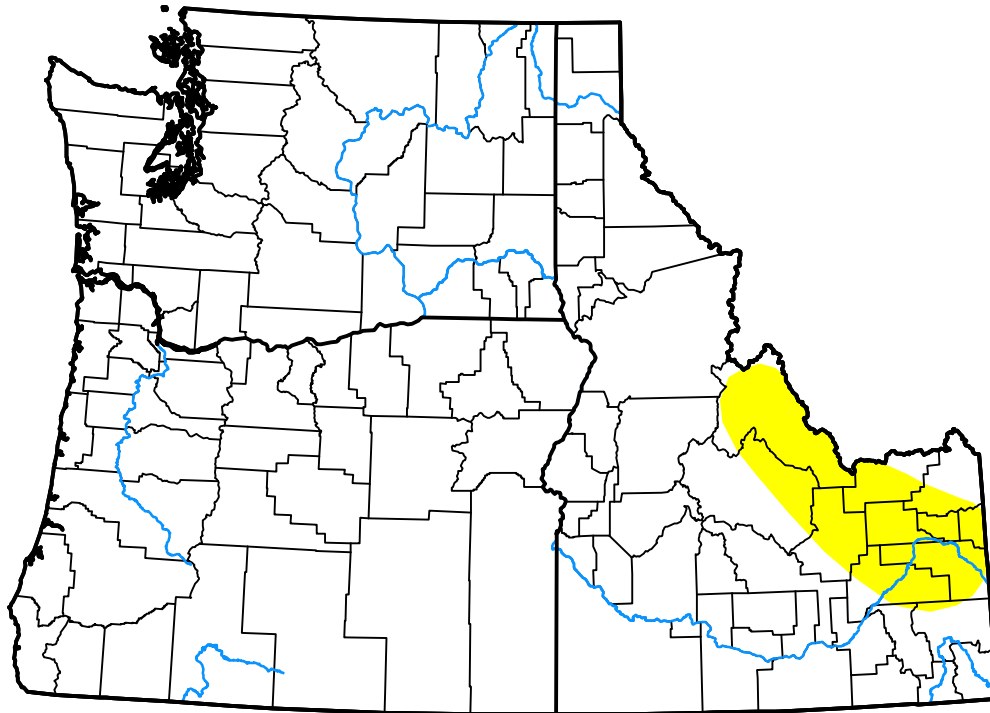


U.S. Drought Monitor

USDA Northwest Climate Hub

February 14, 2006
 (Released Thursday, Feb. 16, 2006)
 Valid 7 a.m. EST



Drought Conditions (Percent Area)

	None	D0-D4	D1-D4	D2-D4	D3-D4	D4
Current	78.66	21.34	0.00	0.00	0.00	0.00
Last Week <i>02-09-2006</i>	76.81	23.19	0.00	0.00	0.00	0.00
3 Months Ago <i>11-17-2005</i>	68.07	31.93	15.32	5.73	0.00	0.00
Start of Calendar Year <i>01-05-2006</i>	83.95	16.05	3.59	0.00	0.00	0.00
Start of Water Year <i>09-29-2005</i>	63.82	36.18	20.97	10.15	1.37	0.00
One Year Ago <i>02-17-2005</i>	71.27	28.73	25.88	11.20	3.68	0.36

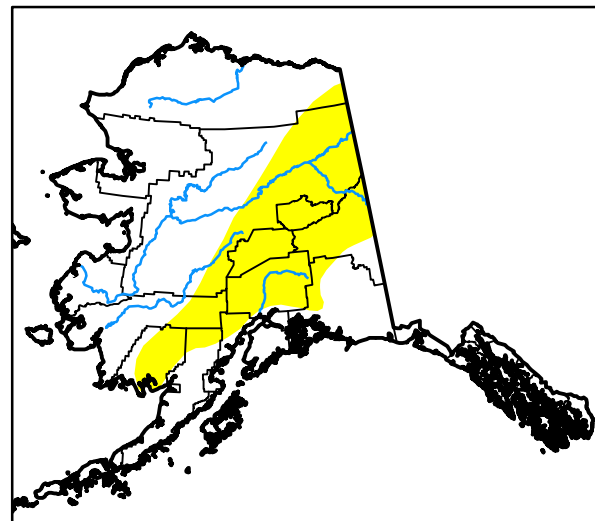

Intensity:

- None
- D0 Abnormally Dry
- D1 Moderate Drought
- D2 Severe Drought
- D3 Extreme Drought
- D4 Exceptional Drought

The Drought Monitor focuses on broad-scale conditions. Local conditions may vary. For more information on the Drought Monitor, go to <https://droughtmonitor.unl.edu/About.aspx>

Author:

David Miskus
 NOAA/NWS/NCEP/CPC



droughtmonitor.unl.edu