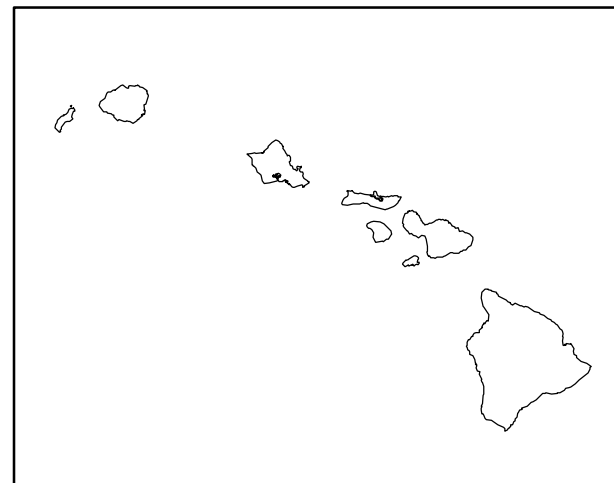
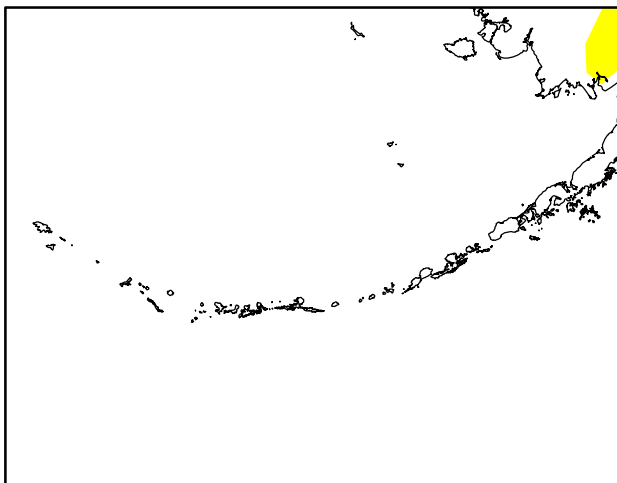
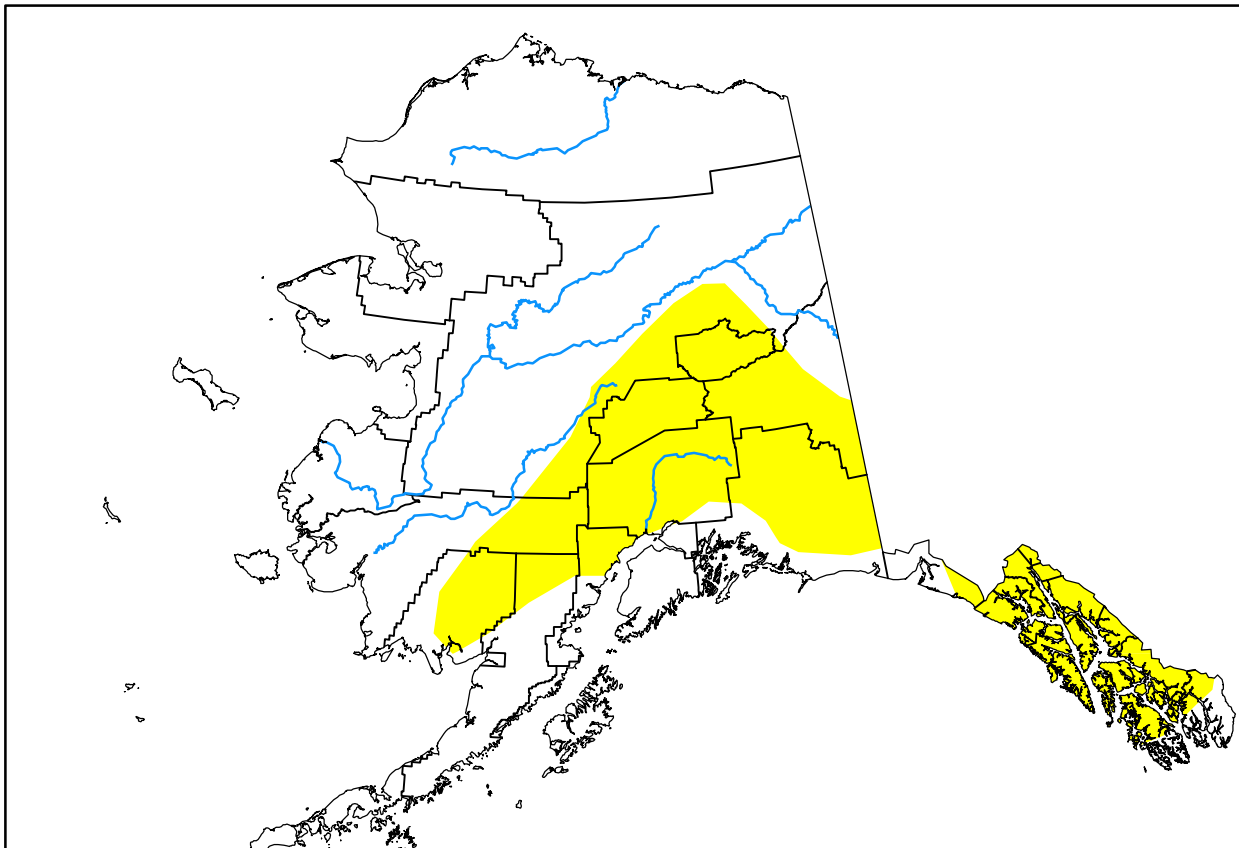


# U.S. Drought Monitor Pacific

**April 18, 2006**  
(Released Thursday, Apr. 20, 2006)  
Valid 8 a.m. EDT



## Drought Conditions (Percent Area)

	None	D0-D4	D1-D4	D2-D4	D3-D4	D4
<b>Current</b>	71.77	28.23	0.00	0.00	0.00	0.00
<b>Last Week</b> <i>04-13-2006</i>	71.77	28.23	0.00	0.00	0.00	0.00
<b>3 Months Ago</b> <i>01-19-2006</i>	78.57	21.43	0.10	0.00	0.00	0.00
<b>Start of Calendar Year</b> <i>01-05-2006</i>	90.23	9.77	0.10	0.00	0.00	0.00
<b>Start of Water Year</b> <i>09-29-2005</i>	86.98	13.02	0.00	0.00	0.00	0.00
<b>One Year Ago</b> <i>04-21-2005</i>	100.00	0.00	0.00	0.00	0.00	0.00

### Intensity:



The Drought Monitor focuses on broad-scale conditions. Local conditions may vary. See accompanying text summary for forecast statements.

### Author:

Richard Tinker  
CPC/NOAA/NWS/NCEP



[droughtmonitor.unl.edu](http://droughtmonitor.unl.edu)