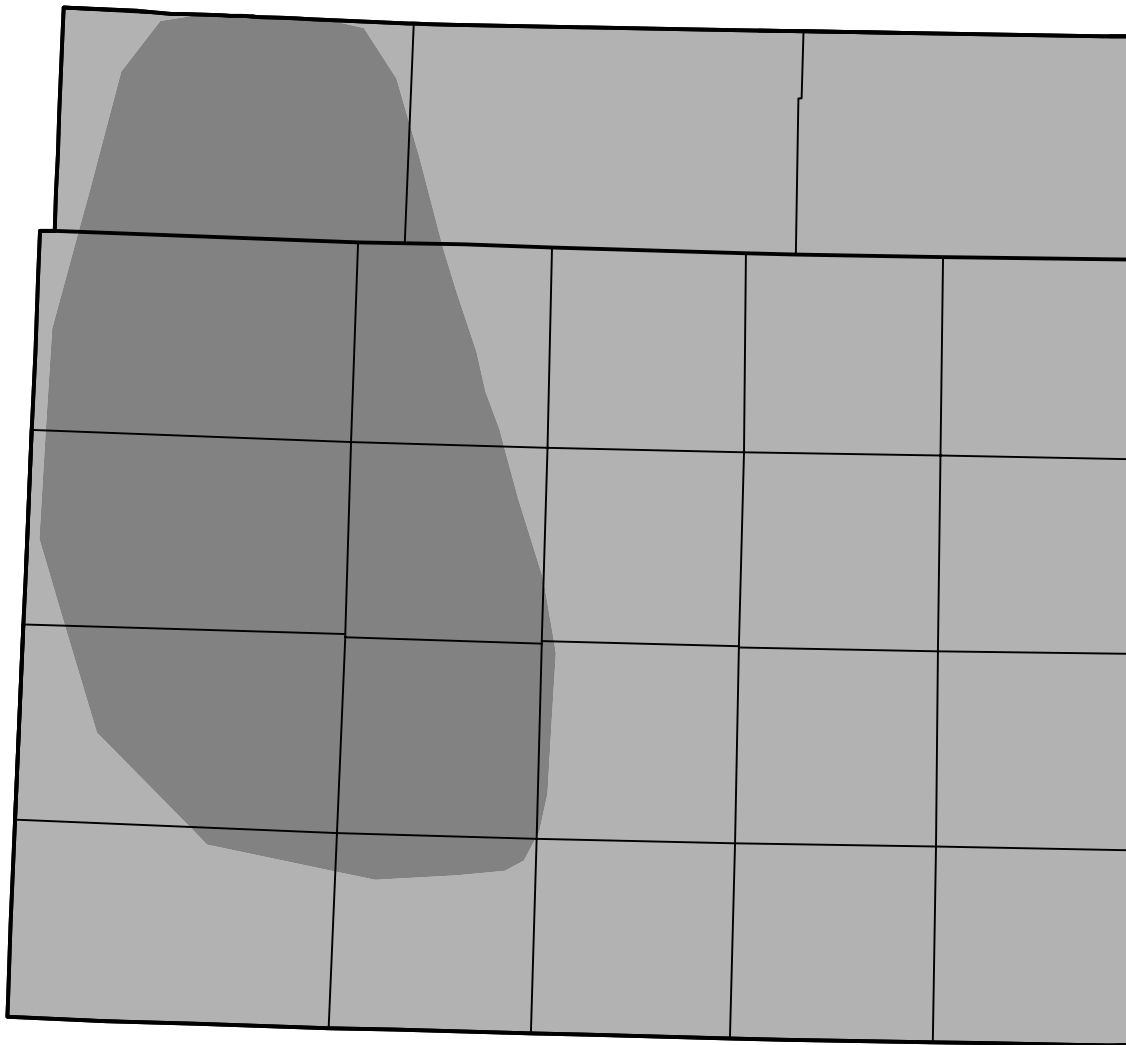


U.S. Drought Monitor Amarillo, TX WFO







April 18, 2006
(Released Thursday, Apr. 20, 2006)
Valid 8 a.m. EDT

Drought Conditions (Percent Area)

	None	D0	D1	D2	D3	D4
Current	0.00	0.00	0.00	69.48	30.52	0.00
Last Week <i>04-13-2006</i>	0.00	0.00	0.00	69.48	30.52	0.00
3 Months Ago <i>01-19-2006</i>	0.00	25.36	74.64	0.00	0.00	0.00
Start of Calendar Year <i>01-05-2006</i>	2.49	25.69	71.82	0.00	0.00	0.00
Start of Water Year <i>09-29-2005</i>	100.00	0.00	0.00	0.00	0.00	0.00
One Year Ago <i>04-21-2005</i>	100.00	0.00	0.00	0.00	0.00	0.00



Intensity:

	None		D2 Severe Drought
	D0 Abnormally Dry		D3 Extreme Drought
	D1 Moderate Drought		D4 Exceptional Drought

The Drought Monitor focuses on broad-scale conditions. Local conditions may vary. For more information on the Drought Monitor, go to <https://droughtmonitor.unl.edu/About.aspx>

Author:

Richard Tinker
CPC/NOAA/NWS/NCEP



droughtmonitor.unl.edu