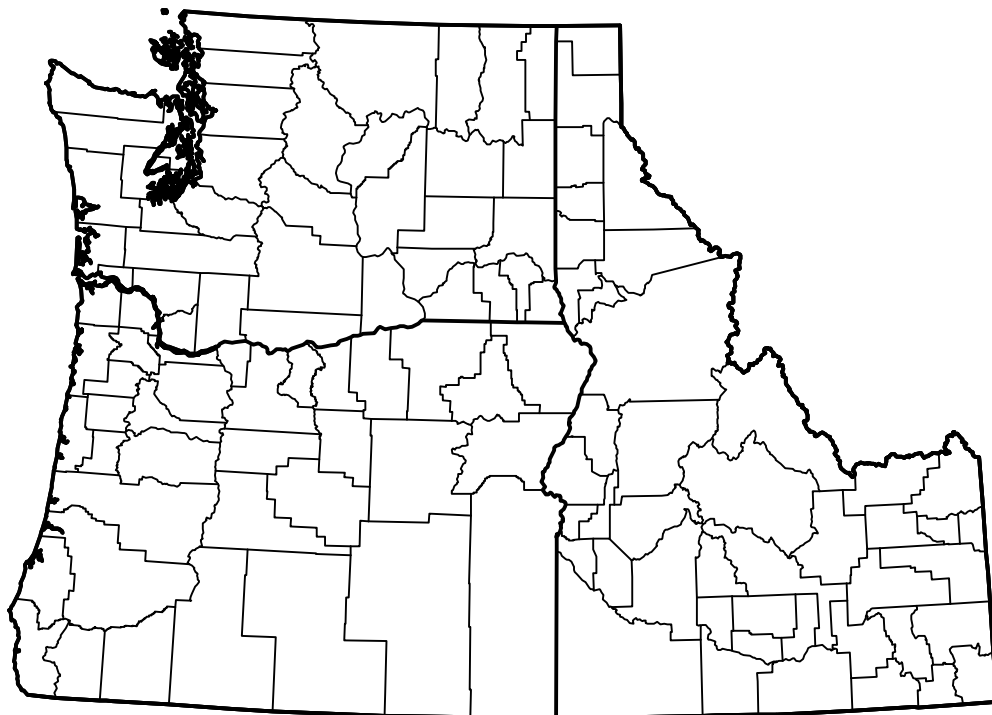


U.S. Drought Monitor

USDA Northwest Climate Hub

May 16, 2006
 (Released Thursday, May. 18, 2006)
 Valid 8 a.m. EDT



Drought Conditions (Percent Area)

	None	D0-D4	D1-D4	D2-D4	D3-D4	D4
Current	79.94	20.06	0.00	0.00	0.00	0.00
Last Week <i>05-11-2006</i>	77.52	22.48	0.00	0.00	0.00	0.00
3 Months Ago <i>02-16-2006</i>	78.66	21.34	0.00	0.00	0.00	0.00
Start of Calendar Year <i>01-05-2006</i>	83.95	16.05	3.59	0.00	0.00	0.00
Start of Water Year <i>09-29-2005</i>	63.82	36.18	20.97	10.15	1.37	0.00
One Year Ago <i>05-19-2005</i>	74.24	25.76	23.70	15.48	2.67	0.00

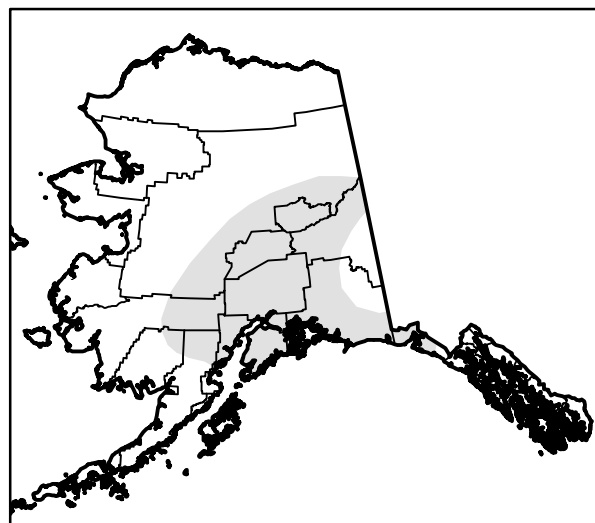

Intensity:



The Drought Monitor focuses on broad-scale conditions. Local conditions may vary. For more information on the Drought Monitor, go to <https://droughtmonitor.unl.edu/About.aspx>

Author:

David Miskus
 NOAA/NWS/NCEP/CPC



droughtmonitor.unl.edu