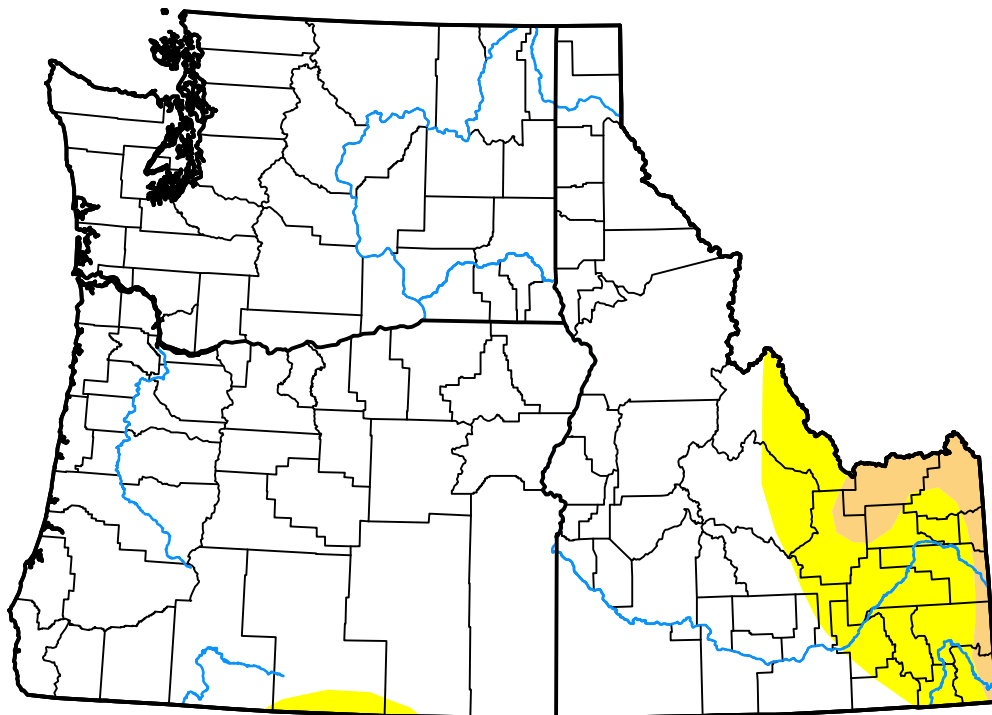


U.S. Drought Monitor

USDA Northwest Climate Hub

January 23, 2007
 (Released Thursday, Jan. 25, 2007)

Valid 7 a.m. EST



Drought Conditions (Percent Area)

	None	D0-D4	D1-D4	D2-D4	D3-D4	D4
Current	79.63	20.37	0.67	0.00	0.00	0.00
Last Week <i>01-18-2007</i>	79.78	20.22	0.67	0.00	0.00	0.00
3 Months Ago <i>10-26-2006</i>	85.12	14.88	0.05	0.00	0.00	0.00
Start of Calendar Year <i>01-04-2007</i>	77.46	22.54	0.31	0.00	0.00	0.00
Start of Water Year <i>09-28-2006</i>	84.35	15.65	2.23	0.04	0.00	0.00
One Year Ago <i>01-26-2006</i>	83.72	16.28	0.00	0.00	0.00	0.00

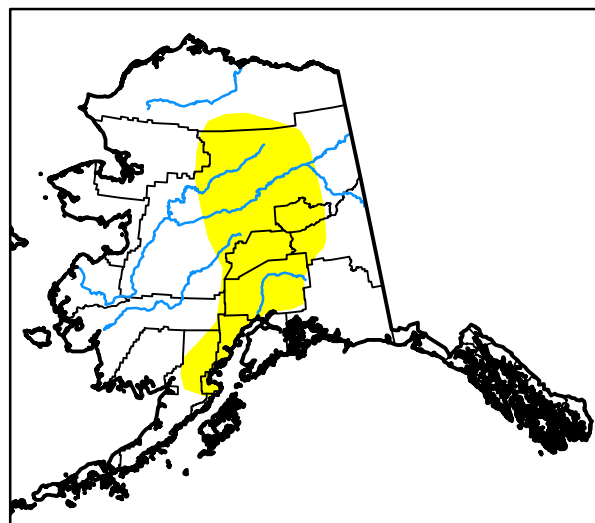

Intensity:



The Drought Monitor focuses on broad-scale conditions. Local conditions may vary. For more information on the Drought Monitor, go to <https://droughtmonitor.unl.edu/About.aspx>

Author:

David Miskus
 NOAA/NWS/NCEP/CPC



droughtmonitor.unl.edu