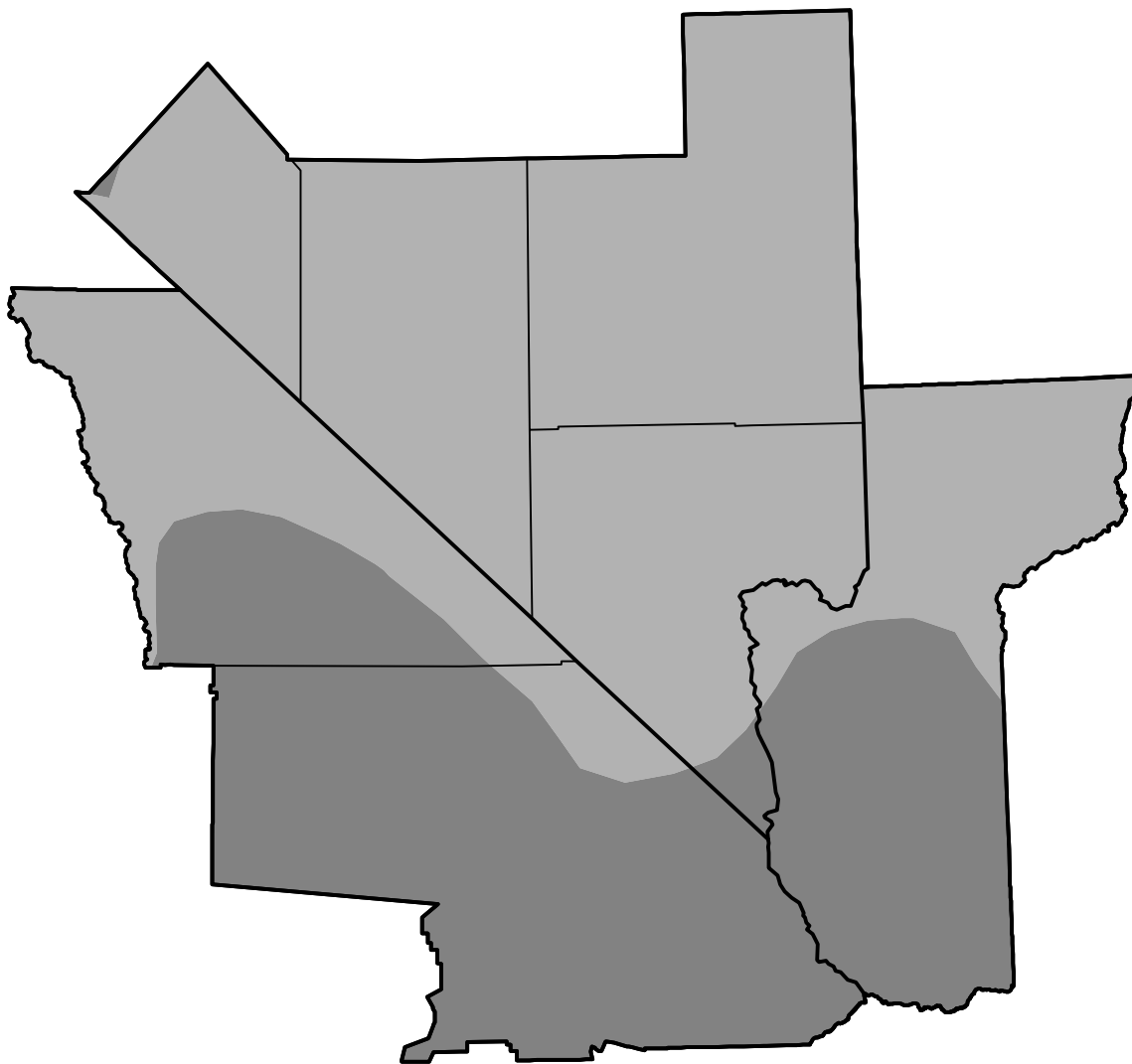


U.S. Drought Monitor

Las Vegas, NV WFO







July 31, 2007
 (Released Thursday, Aug. 2, 2007)
 Valid 8 a.m. EDT



Drought Conditions (Percent Area)

	None	D0-D4	D1-D4	D2-D4	D3-D4	D4
Current	0.00	100.00	100.00	100.00	38.27	0.00
Last Week <i>07-26-2007</i>	0.00	100.00	100.00	100.00	38.27	0.00
3 Months Ago <i>05-03-2007</i>	0.00	100.00	100.00	69.79	37.64	0.00
Start of Calendar Year <i>01-04-2007</i>	20.81	79.19	41.86	0.00	0.00	0.00
Start of Water Year <i>09-28-2006</i>	52.62	47.38	19.03	0.00	0.00	0.00
One Year Ago <i>08-03-2006</i>	73.26	26.74	13.98	3.33	0.00	0.00

Intensity:

-  None
-  D0 Abnormally Dry
-  D1 Moderate Drought
-  D2 Severe Drought
-  D3 Extreme Drought
-  D4 Exceptional Drought

The Drought Monitor focuses on broad-scale conditions. Local conditions may vary. For more information on the Drought Monitor, go to <https://droughtmonitor.unl.edu/About.aspx>

Author:

Brian Fuchs
 National Drought Mitigation Center

