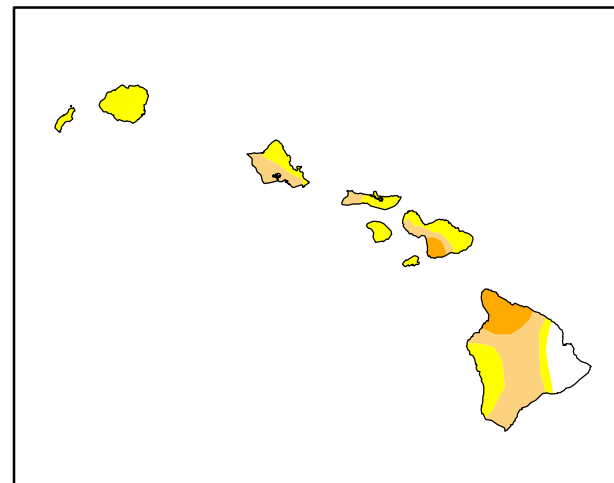
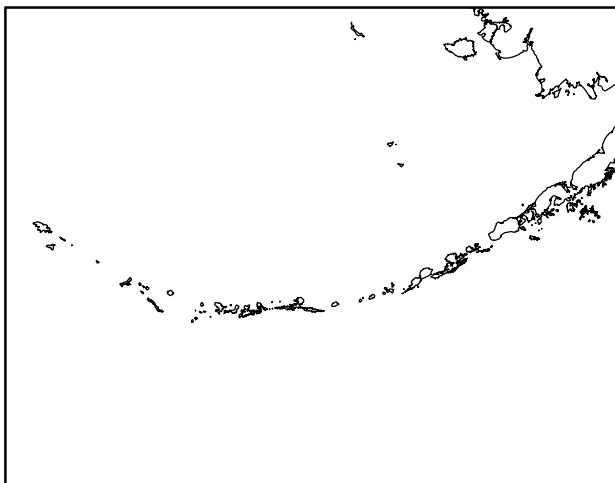
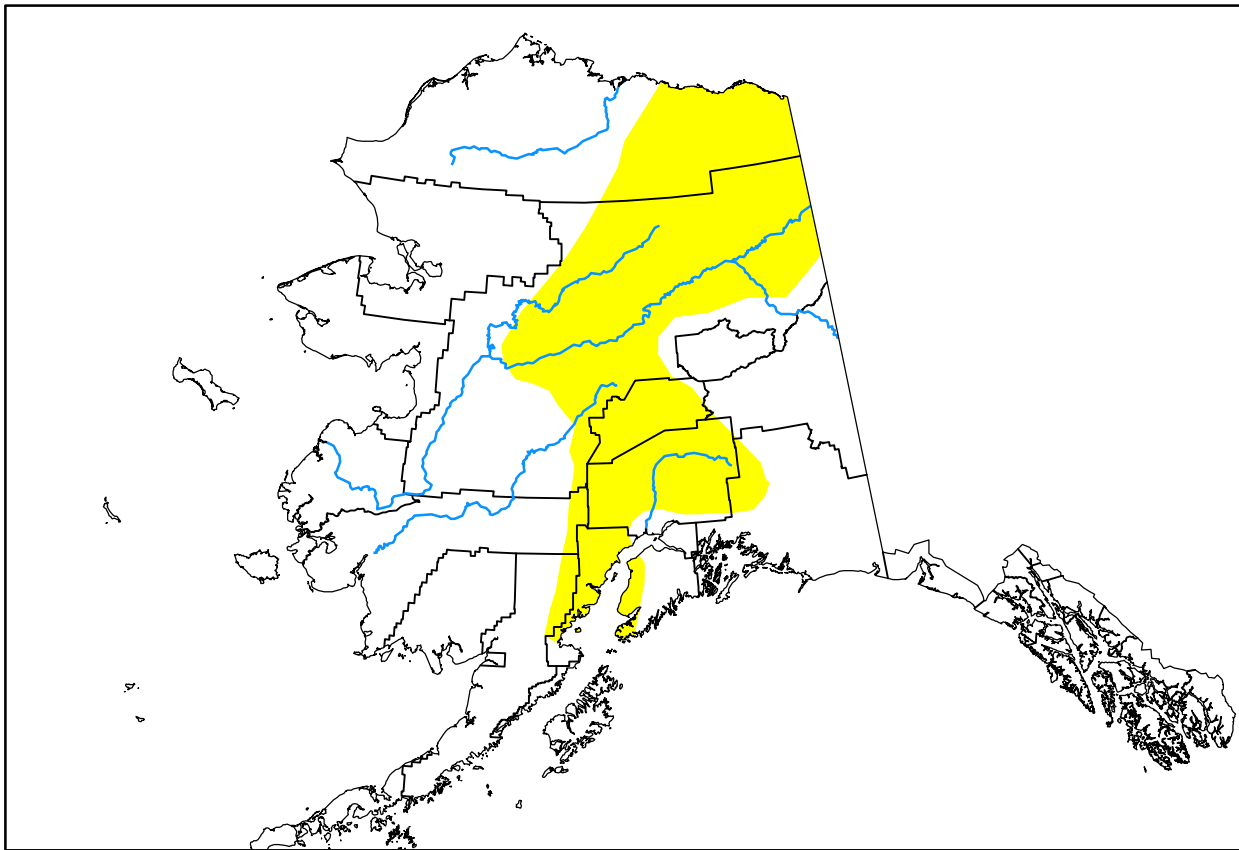


# U.S. Drought Monitor Pacific

**August 21, 2007**  
(Released Thursday, Aug. 23, 2007)  
Valid 8 a.m. EDT



## Drought Conditions (Percent Area)

	None	D0-D4	D1-D4	D2-D4	D3-D4	D4
<b>Current</b>	70.53	29.47	0.53	0.13	0.00	0.00
<b>Last Week</b> <i>08-16-2007</i>	70.53	29.47	0.53	0.13	0.00	0.00
<b>3 Months Ago</b> <i>05-24-2007</i>	59.20	40.80	0.41	0.00	0.00	0.00
<b>Start of Calendar Year</b> <i>01-04-2007</i>	71.56	28.44	0.00	0.00	0.00	0.00
<b>Start of Water Year</b> <i>09-28-2006</i>	99.25	0.75	0.07	0.00	0.00	0.00
<b>One Year Ago</b> <i>08-24-2006</i>	99.27	0.73	0.02	0.00	0.00	0.00

### Intensity:



The Drought Monitor focuses on broad-scale conditions. Local conditions may vary. See accompanying text summary for forecast statements.

### Author:

Richard Heim  
NCEI/NOAA



[droughtmonitor.unl.edu](http://droughtmonitor.unl.edu)