

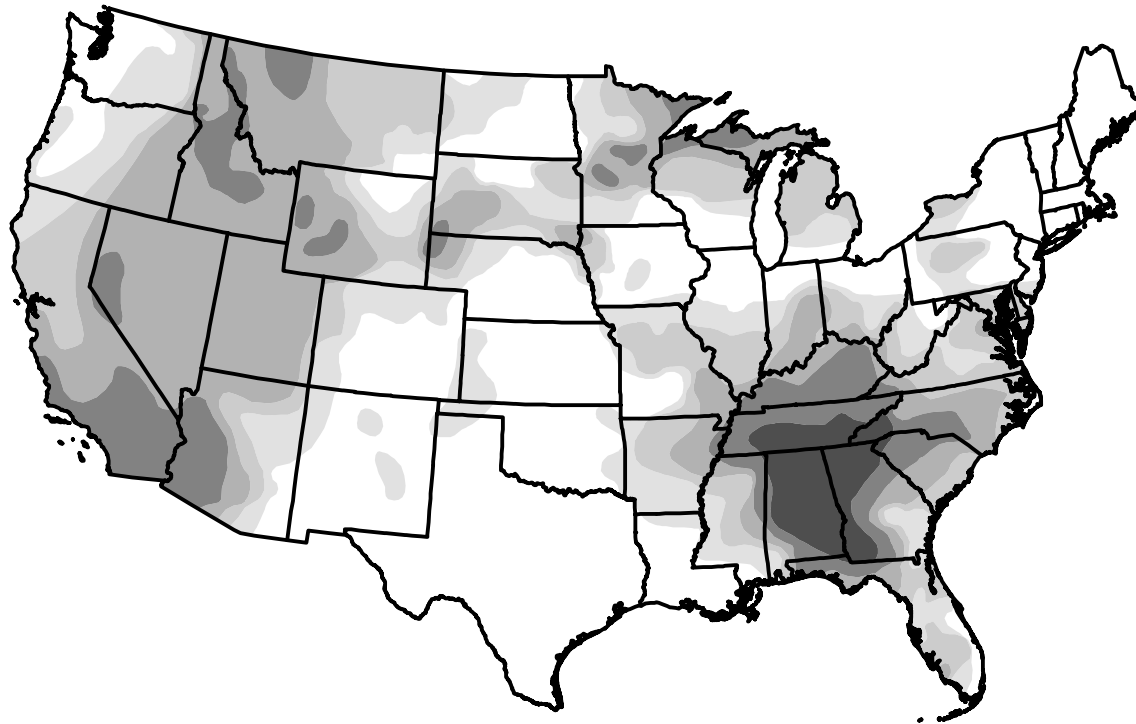
U.S. Drought Monitor

U.S. States and Puerto Rico

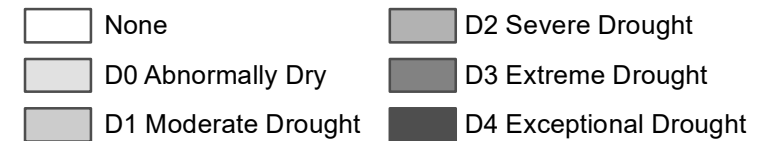
August 21, 2007
 (Released Thursday, Aug. 23, 2007)
 Valid 8 a.m. EDT

Drought Conditions (Percent Area)

	None	D0	D1	D2	D3	D4
Current	41.16	18.02	12.98	17.38	8.05	2.39
Last Week <i>08-14-2007</i>	40.68	18.98	12.86	19.10	6.41	1.95
3 Months Ago <i>05-22-2007</i>	52.33	19.36	13.78	8.96	5.55	0.00
Start of Calendar Year <i>01-02-2007</i>	53.55	25.03	10.87	5.59	4.68	0.28
Start of Water Year <i>09-26-2006</i>	54.01	18.46	13.91	8.10	5.40	0.12
One Year Ago <i>08-22-2006</i>	45.99	13.92	15.72	15.14	7.55	1.67



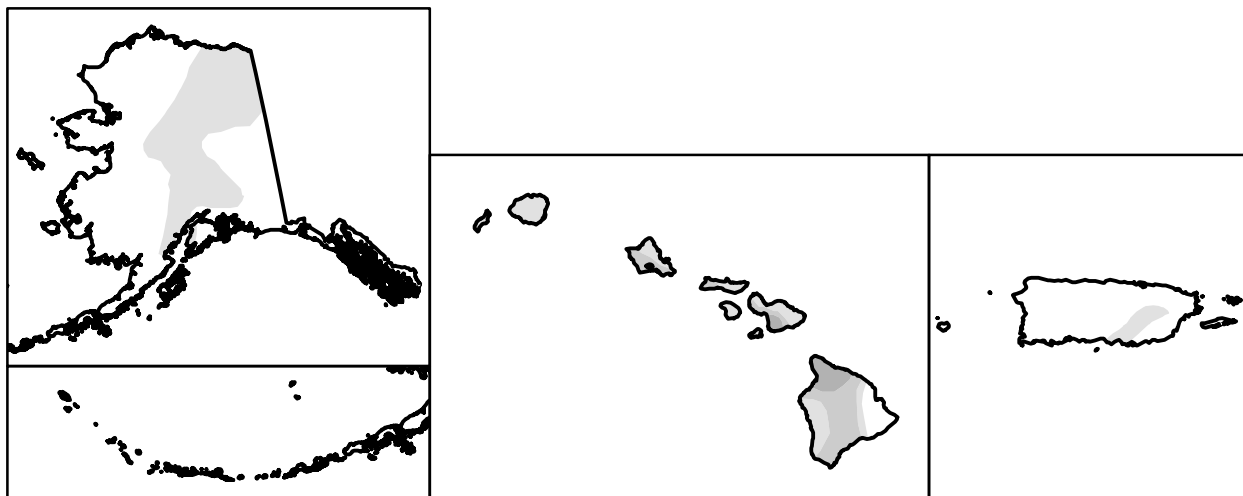
Intensity:



The Drought Monitor focuses on broad-scale conditions. Local conditions may vary. For more information on the Drought Monitor, go to <https://droughtmonitor.unl.edu/About.aspx>

Author:

Richard Heim
 NCEI/NOAA



droughtmonitor.unl.edu