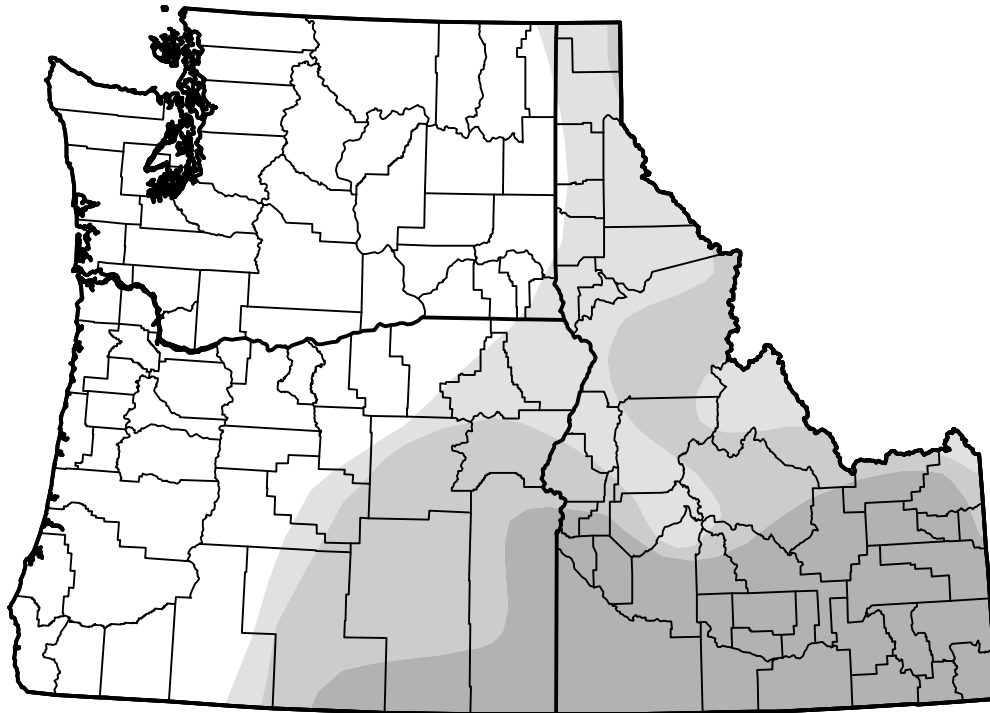


U.S. Drought Monitor

USDA Northwest Climate Hub

January 15, 2008
 (Released Thursday, Jan. 17, 2008)
 Valid 7 a.m. EST



Drought Conditions (Percent Area)

	None	D0-D4	D1-D4	D2-D4	D3-D4	D4
Current	62.55	37.45	11.24	6.21	0.00	0.00
Last Week <i>01-10-2008</i>	61.85	38.15	13.77	5.59	0.00	0.00
3 Months Ago <i>10-18-2007</i>	64.11	35.89	16.02	13.91	4.02	0.00
Start of Calendar Year <i>01-03-2008</i>	61.88	38.12	13.79	5.74	0.00	0.00
Start of Water Year <i>09-27-2007</i>	62.07	37.93	16.34	14.32	4.02	0.00
One Year Ago <i>01-18-2007</i>	79.78	20.22	0.67	0.00	0.00	0.00

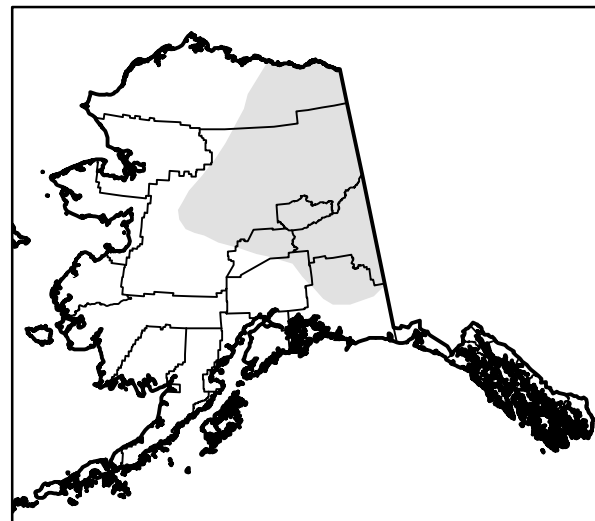

Intensity:



The Drought Monitor focuses on broad-scale conditions. Local conditions may vary. For more information on the Drought Monitor, go to <https://droughtmonitor.unl.edu/About.aspx>

Author:

Richard Tinker
 CPC/NOAA/NWS/NCEP



droughtmonitor.unl.edu