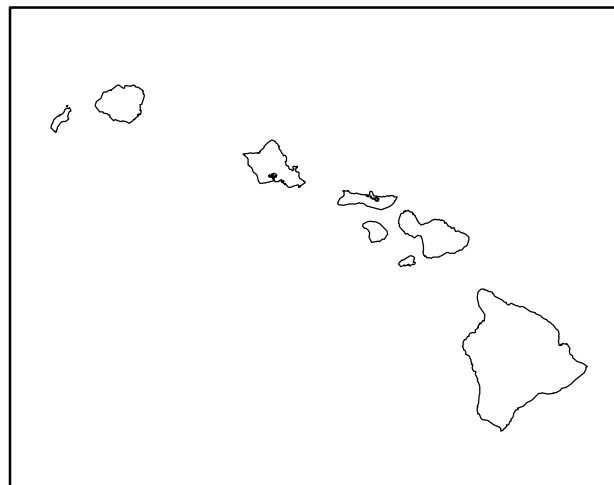
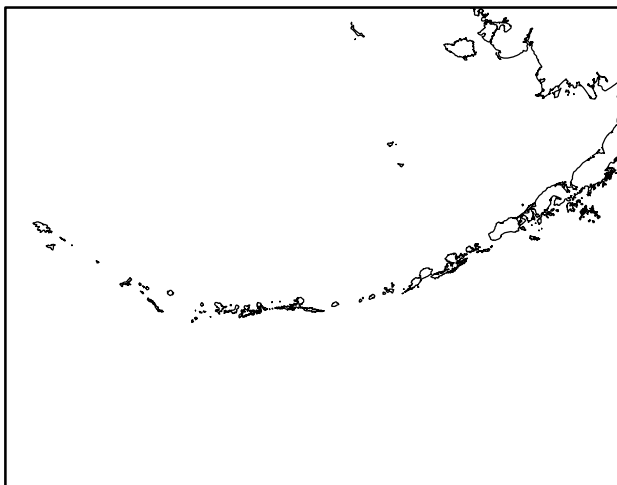
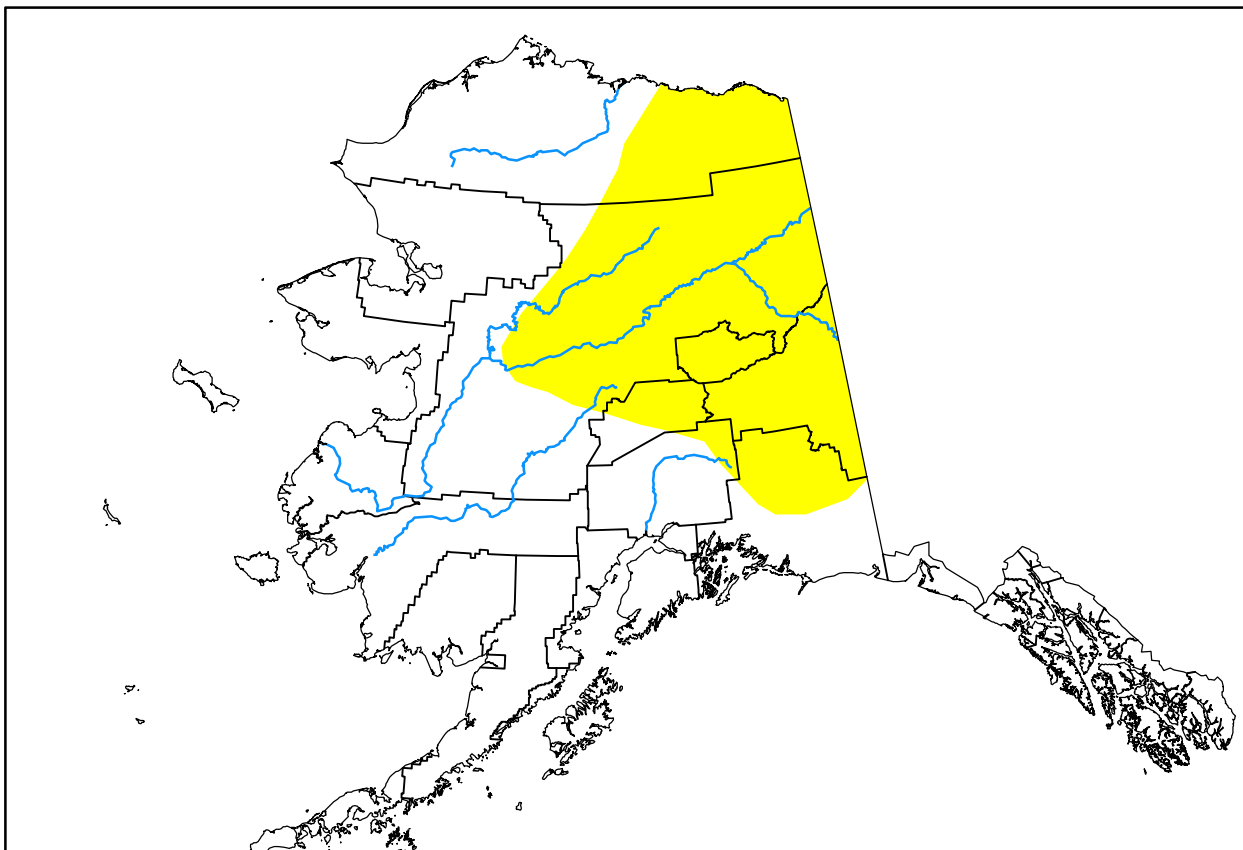


U.S. Drought Monitor Pacific

January 15, 2008
(Released Thursday, Jan. 17, 2008)

Valid 7 a.m. EST



Drought Conditions (Percent Area)

	None	D0-D4	D1-D4	D2-D4	D3-D4	D4
Current	68.94	31.06	0.00	0.00	0.00	0.00
Last Week <i>01-10-2008</i>	68.94	31.06	0.00	0.00	0.00	0.00
3 Months Ago <i>10-18-2007</i>	81.34	18.65	0.49	0.02	0.00	0.00
Start of Calendar Year <i>01-03-2008</i>	68.63	31.37	0.00	0.00	0.00	0.00
Start of Water Year <i>09-27-2007</i>	81.25	18.75	0.49	0.02	0.00	0.00
One Year Ago <i>01-18-2007</i>	74.55	25.45	0.00	0.00	0.00	0.00

Intensity:



The Drought Monitor focuses on broad-scale conditions. Local conditions may vary. See accompanying text summary for forecast statements.

Author:

Richard Tinker
CPC/NOAA/NWS/NCEP



droughtmonitor.unl.edu