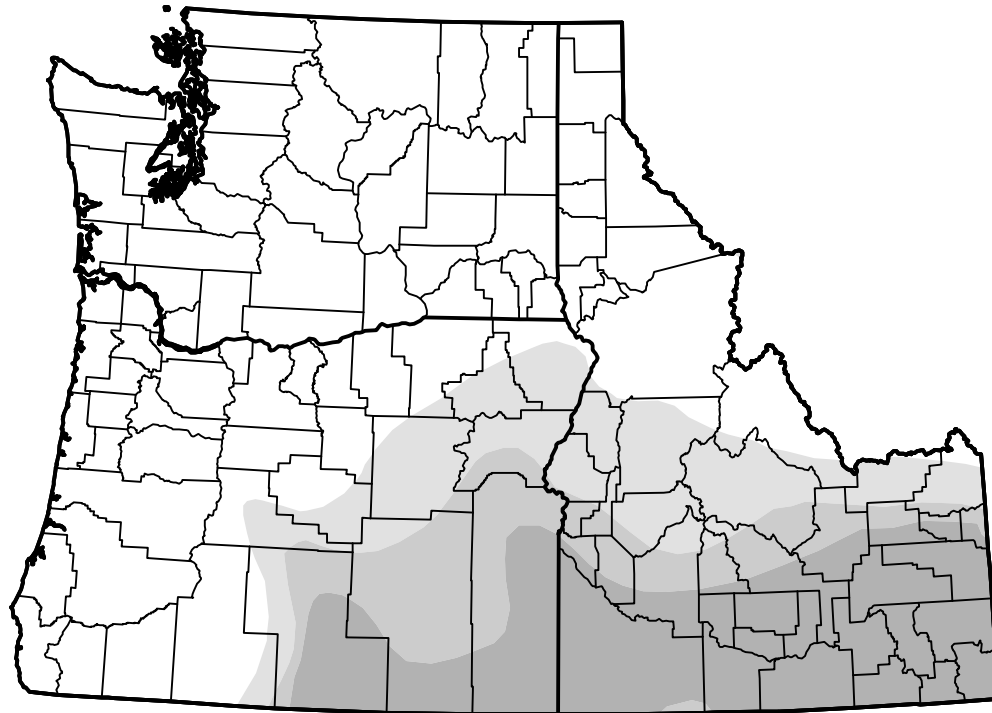


U.S. Drought Monitor

USDA Northwest Climate Hub

March 11, 2008
 (Released Thursday, Mar. 13, 2008)
 Valid 8 a.m. EDT



Drought Conditions (Percent Area)

	None	D0-D4	D1-D4	D2-D4	D3-D4	D4
Current	58.10	41.90	8.17	5.40	0.00	0.00
Last Week <i>03-06-2008</i>	58.10	41.90	8.17	5.40	0.00	0.00
3 Months Ago <i>12-13-2007</i>	71.22	28.78	13.83	5.74	0.00	0.00
Start of Calendar Year <i>01-03-2008</i>	61.88	38.12	13.79	5.74	0.00	0.00
Start of Water Year <i>09-27-2007</i>	62.07	37.93	16.34	14.32	4.02	0.00
One Year Ago <i>03-15-2007</i>	65.95	34.05	0.09	0.00	0.00	0.00

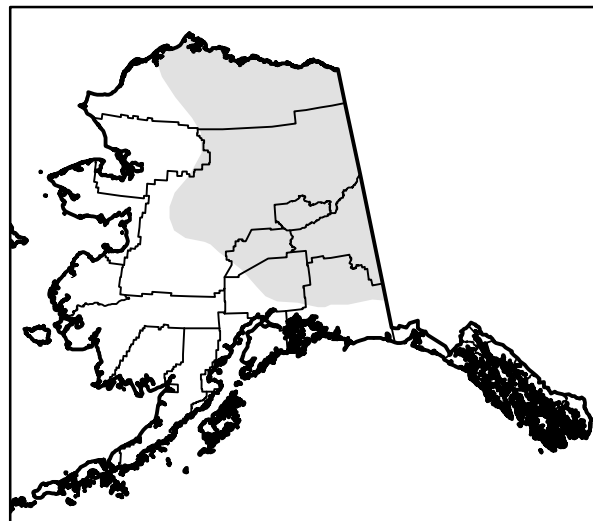

Intensity:



The Drought Monitor focuses on broad-scale conditions. Local conditions may vary. For more information on the Drought Monitor, go to <https://droughtmonitor.unl.edu/About.aspx>

Author:

Brian Fuchs
 National Drought Mitigation Center



droughtmonitor.unl.edu