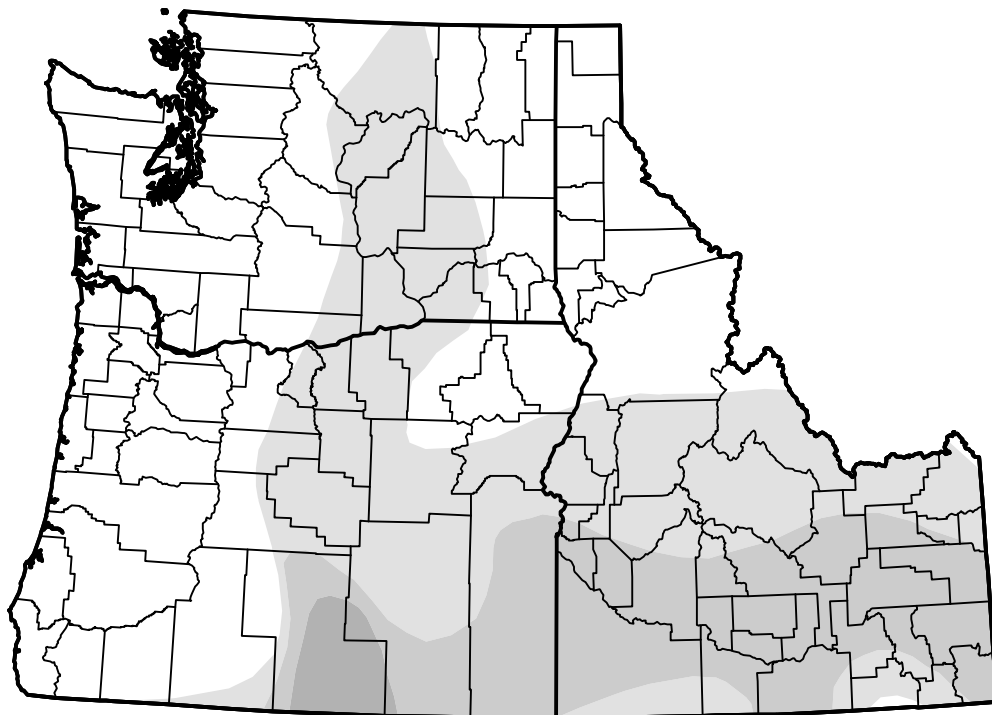


U.S. Drought Monitor

USDA Northwest Climate Hub

July 8, 2008
 (Released Thursday, Jul. 10, 2008)
 Valid 8 a.m. EDT



Drought Conditions (Percent Area)

	None	D0-D4	D1-D4	D2-D4	D3-D4	D4
Current	84.77	15.23	6.06	0.55	0.00	0.00
Last Week <i>07-03-2008</i>	84.97	15.03	6.06	0.55	0.00	0.00
3 Months Ago <i>04-10-2008</i>	67.98	32.02	3.98	0.69	0.00	0.00
Start of Calendar Year <i>01-03-2008</i>	61.88	38.12	13.79	5.74	0.00	0.00
Start of Water Year <i>09-27-2007</i>	62.07	37.93	16.34	14.32	4.02	0.00
One Year Ago <i>07-12-2007</i>	55.53	44.47	14.26	3.57	0.00	0.00

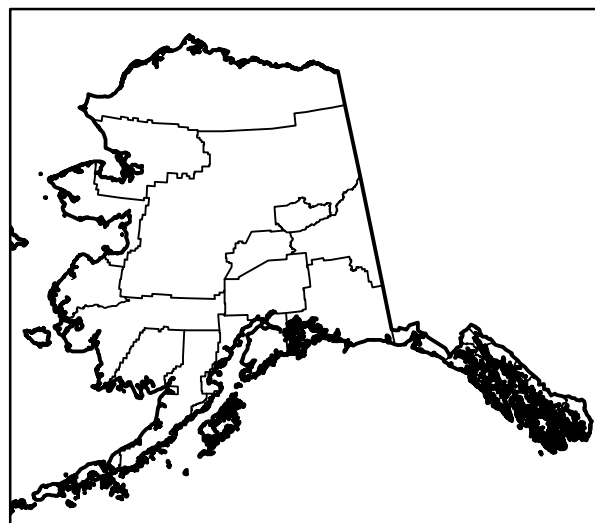

Intensity:



The Drought Monitor focuses on broad-scale conditions. Local conditions may vary. For more information on the Drought Monitor, go to <https://droughtmonitor.unl.edu/About.aspx>

Author:

Richard Tinker
 CPC/NOAA/NWS/NCEP



droughtmonitor.unl.edu