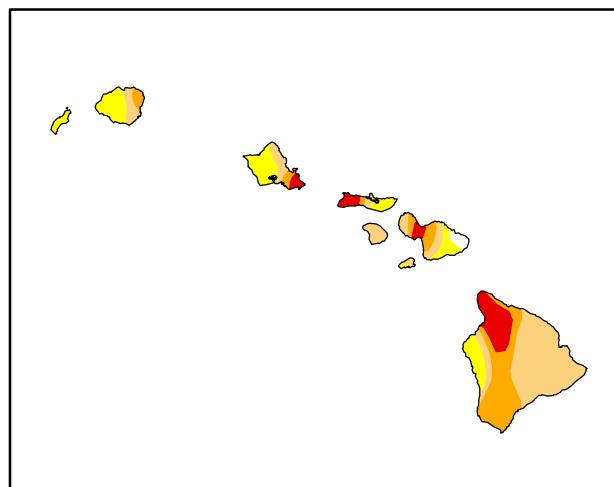
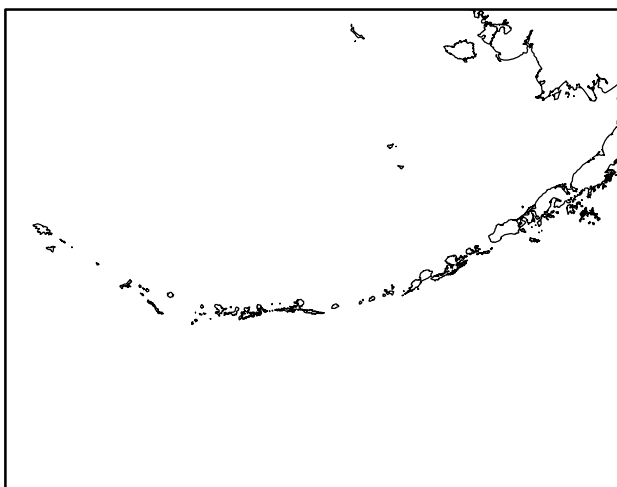
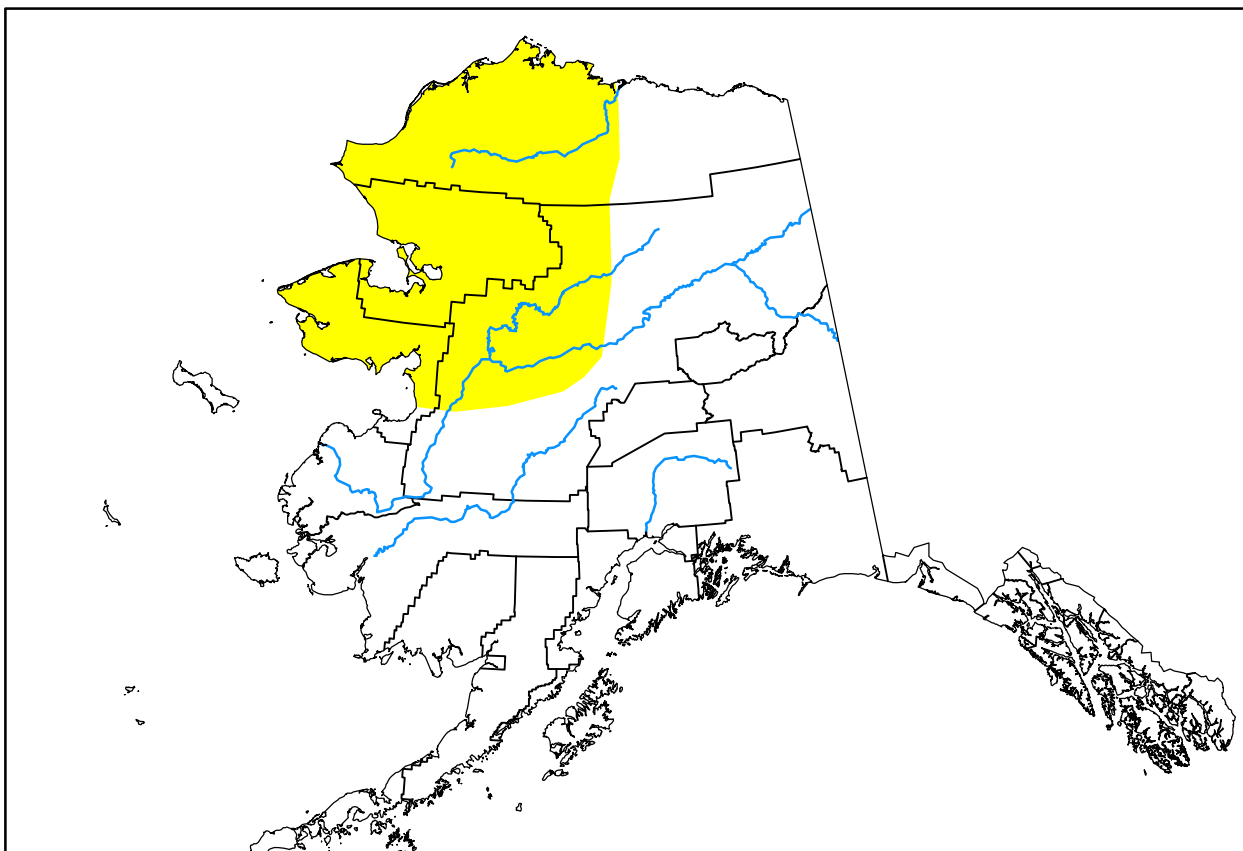


U.S. Drought Monitor Pacific

October 14, 2008
(Released Thursday, Oct. 16, 2008)

Valid 8 a.m. EDT



Drought Conditions (Percent Area)

	None	D0-D4	D1-D4	D2-D4	D3-D4	D4
Current	72.36	27.64	0.84	0.39	0.13	0.00
Last Week <i>10-09-2008</i>	72.36	27.64	0.84	0.39	0.13	0.00
3 Months Ago <i>07-17-2008</i>	98.93	1.07	0.76	0.19	0.01	0.00
Start of Calendar Year <i>01-03-2008</i>	68.63	31.37	0.00	0.00	0.00	0.00
Start of Water Year <i>10-02-2008</i>	72.36	27.64	0.84	0.37	0.10	0.00
One Year Ago <i>10-18-2007</i>	81.34	18.65	0.49	0.02	0.00	0.00


Intensity:



The Drought Monitor focuses on broad-scale conditions. Local conditions may vary. See accompanying text summary for forecast statements.

Author:

Richard Tinker
CPC/NOAA/NWS/NCEP



droughtmonitor.unl.edu