

U.S. Drought Monitor

Midland/Odessa, TX WFO

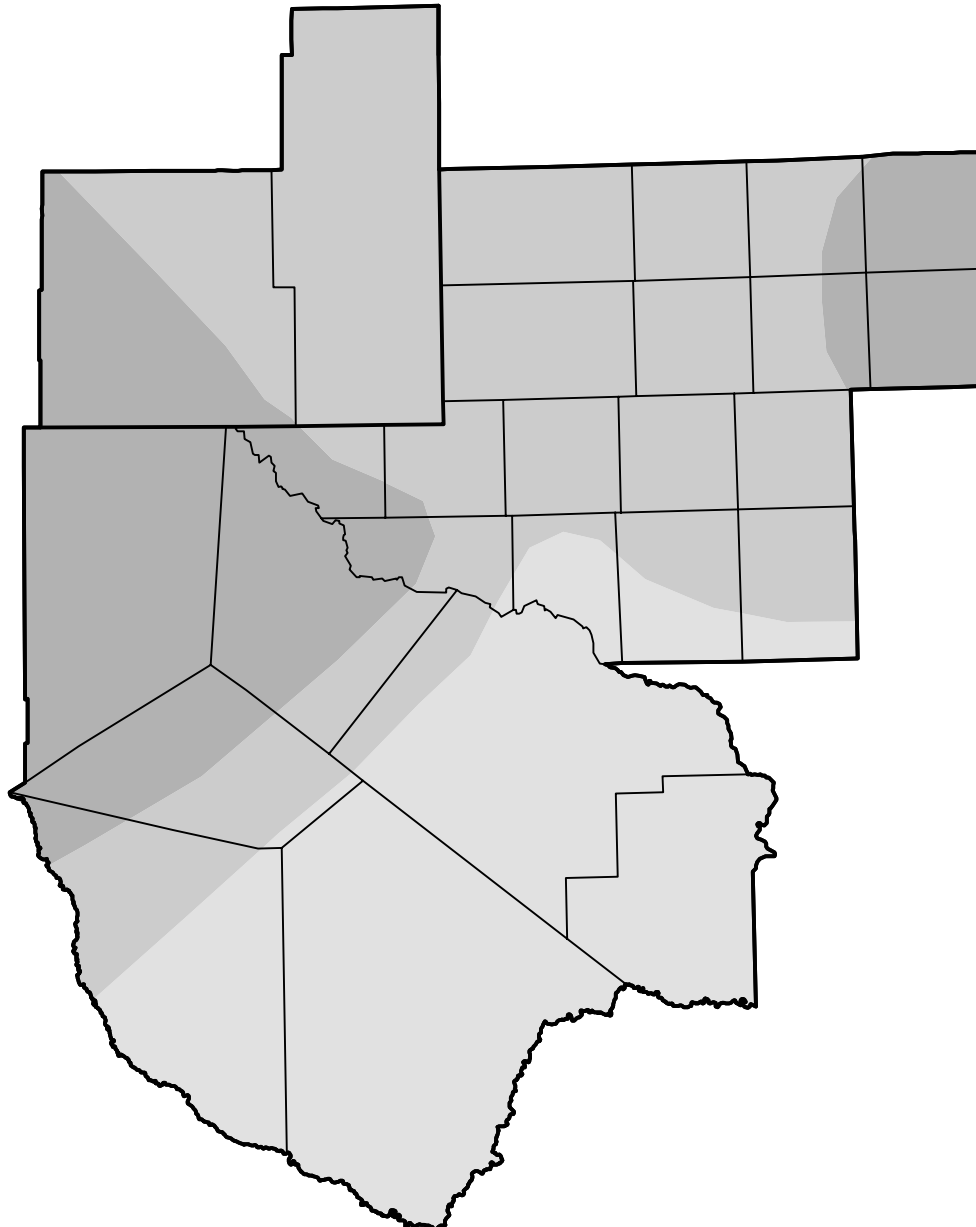
May 5, 2009

(Released Thursday, May. 7, 2009)




Valid 8 a.m. EDT

Drought Conditions (Percent Area)

	None	D0	D1	D2	D3	D4
Current	0.00	32.67	42.13	25.20	0.00	0.00
Last Week <i>04-30-2009</i>	0.00	32.67	42.13	25.20	0.00	0.00
3 Months Ago <i>02-05-2009</i>	0.00	69.59	15.18	15.22	0.00	0.00
Start of Calendar Year <i>01-01-2009</i>	83.71	16.29	0.00	0.00	0.00	0.00
Start of Water Year <i>10-02-2008</i>	76.08	13.86	10.06	0.00	0.00	0.00
One Year Ago <i>05-08-2008</i>	0.87	10.51	43.44	45.18	0.00	0.00



Intensity:

	None		D2 Severe Drought
	D0 Abnormally Dry		D3 Extreme Drought
	D1 Moderate Drought		D4 Exceptional Drought

The Drought Monitor focuses on broad-scale conditions. Local conditions may vary. For more information on the Drought Monitor, go to <https://droughtmonitor.unl.edu/About.aspx>

Author:

Laura Edwards
Western Regional Climate Center



droughtmonitor.unl.edu