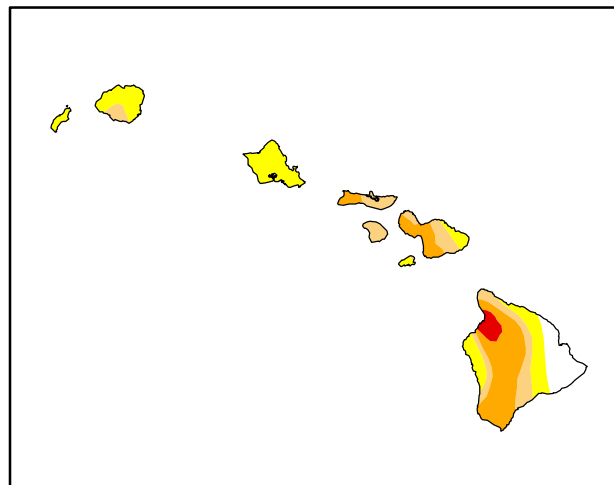
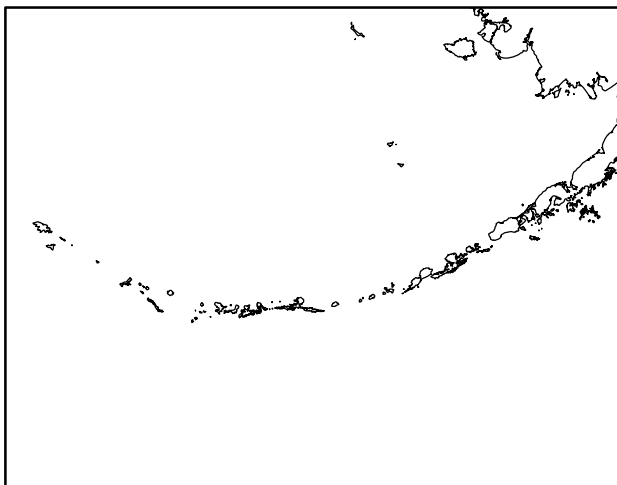
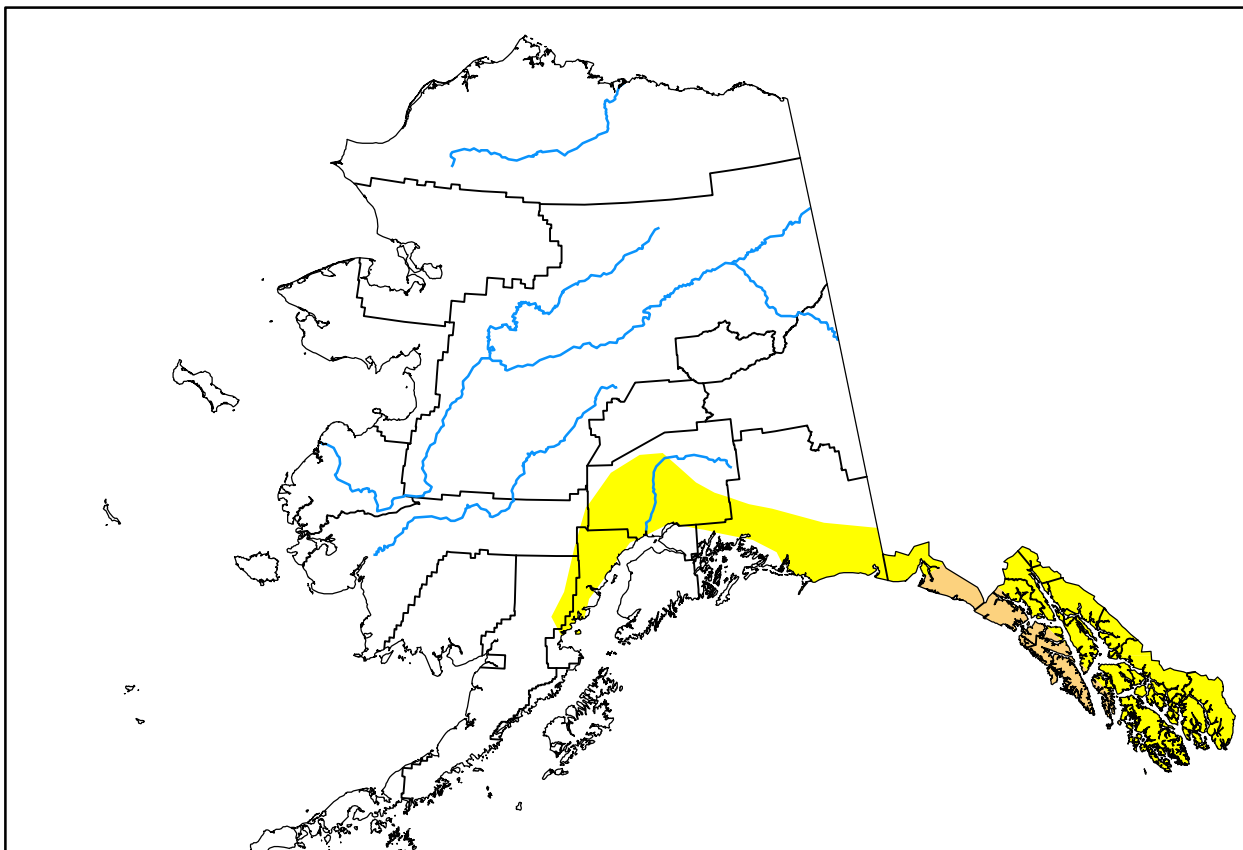


U.S. Drought Monitor Pacific

August 4, 2009
(Released Thursday, Aug. 6, 2009)
Valid 8 a.m. EDT



Drought Conditions (Percent Area)

	None	D0	D1	D2	D3	D4
Current	86.66	11.22	1.75	0.33	0.03	0.00
Last Week <i>07-30-2009</i>	83.18	14.56	1.89	0.33	0.03	0.00
3 Months Ago <i>05-07-2009</i>	92.07	7.46	0.22	0.25	0.00	0.00
Start of Calendar Year <i>01-01-2009</i>	75.89	23.35	0.18	0.45	0.12	0.00
Start of Water Year <i>10-02-2008</i>	72.36	26.80	0.46	0.27	0.10	0.00
One Year Ago <i>08-07-2008</i>	98.93	0.31	0.40	0.35	0.01	0.00


Intensity:

	None		D2 Severe Drought
	D0 Abnormally Dry		D3 Extreme Drought
	D1 Moderate Drought		D4 Exceptional Drought

The Drought Monitor focuses on broad-scale conditions. Local conditions may vary. See accompanying text summary for forecast statements.

Author:

Mark Svoboda
National Drought Mitigation Center



droughtmonitor.unl.edu