

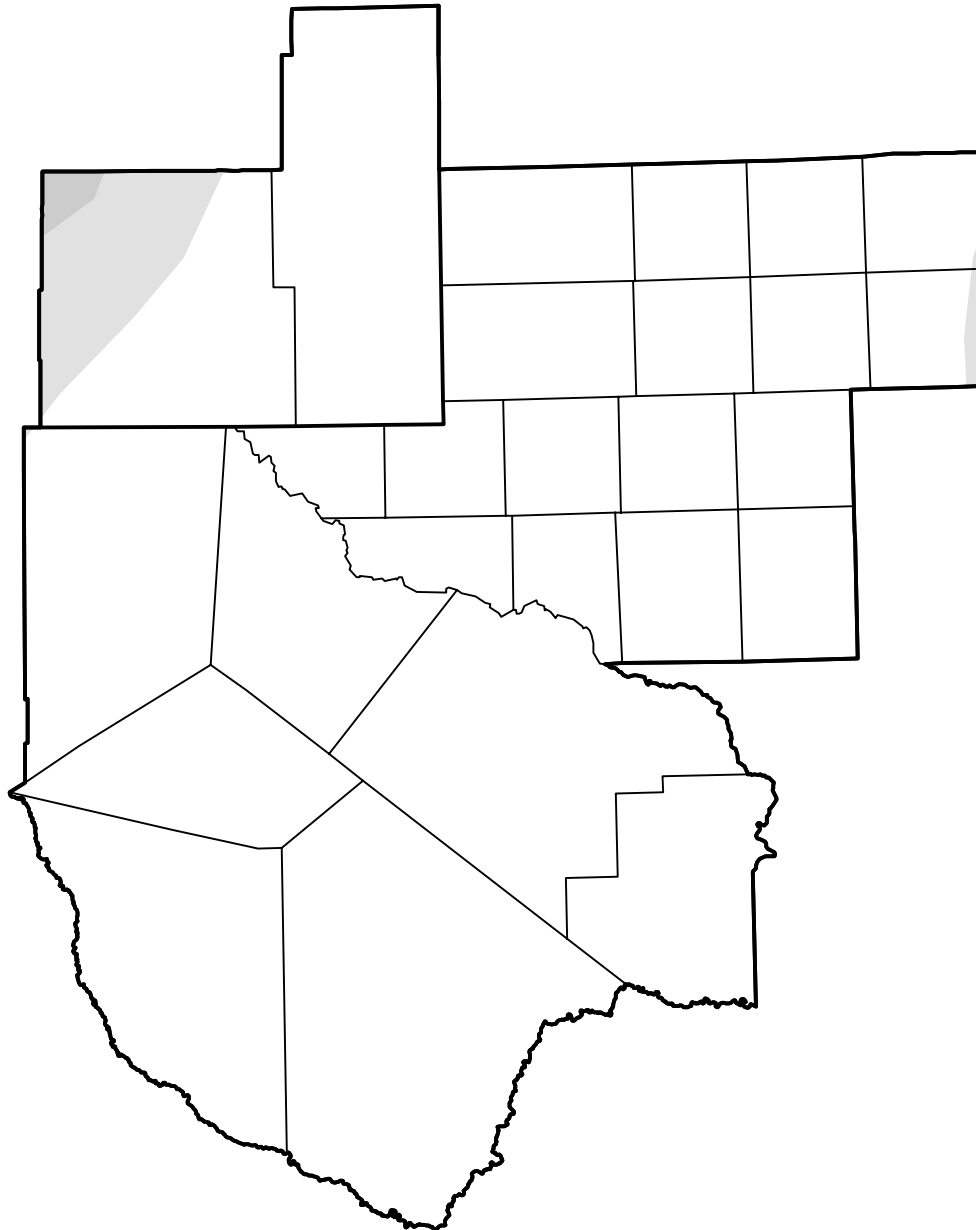
U.S. Drought Monitor

Midland/Odessa, TX WFO







August 4, 2009
 (Released Thursday, Aug. 6, 2009)
 Valid 8 a.m. EDT

Drought Conditions (Percent Area)

	None	D0	D1	D2	D3	D4
Current	96.30	3.35	0.35	0.00	0.00	0.00
Last Week <i>07-30-2009</i>	90.33	9.31	0.37	0.00	0.00	0.00
3 Months Ago <i>05-07-2009</i>	0.00	32.67	42.13	25.20	0.00	0.00
Start of Calendar Year <i>01-01-2009</i>	83.71	16.29	0.00	0.00	0.00	0.00
Start of Water Year <i>10-02-2008</i>	76.08	13.86	10.06	0.00	0.00	0.00
One Year Ago <i>08-07-2008</i>	5.25	58.63	21.78	7.25	7.10	0.00



Intensity:

 None	 D2 Severe Drought
 D0 Abnormally Dry	 D3 Extreme Drought
 D1 Moderate Drought	 D4 Exceptional Drought

The Drought Monitor focuses on broad-scale conditions. Local conditions may vary. For more information on the Drought Monitor, go to <https://droughtmonitor.unl.edu/About.aspx>

Author:

Mark Svoboda
 National Drought Mitigation Center



droughtmonitor.unl.edu