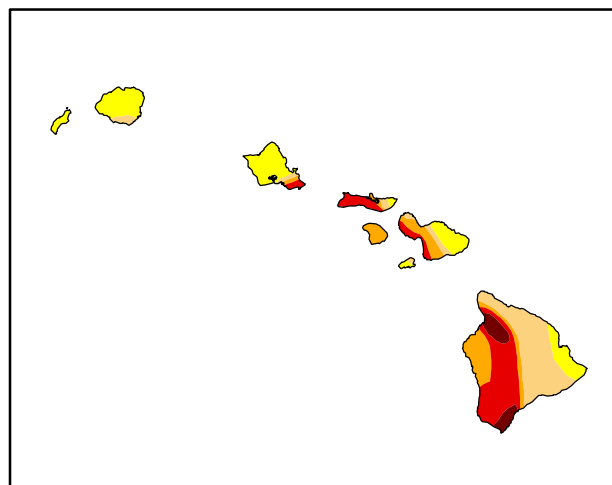
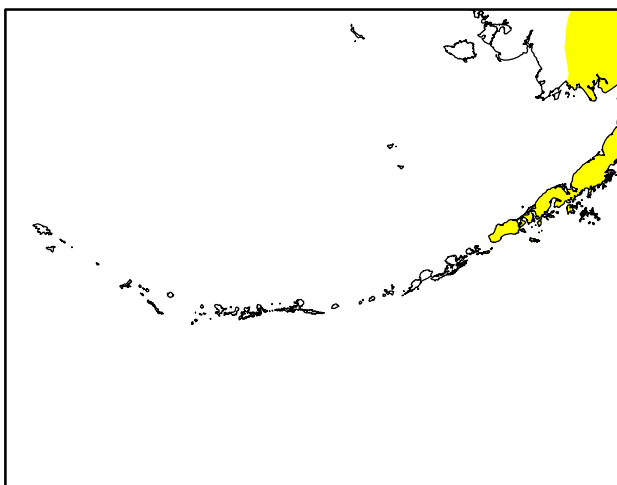
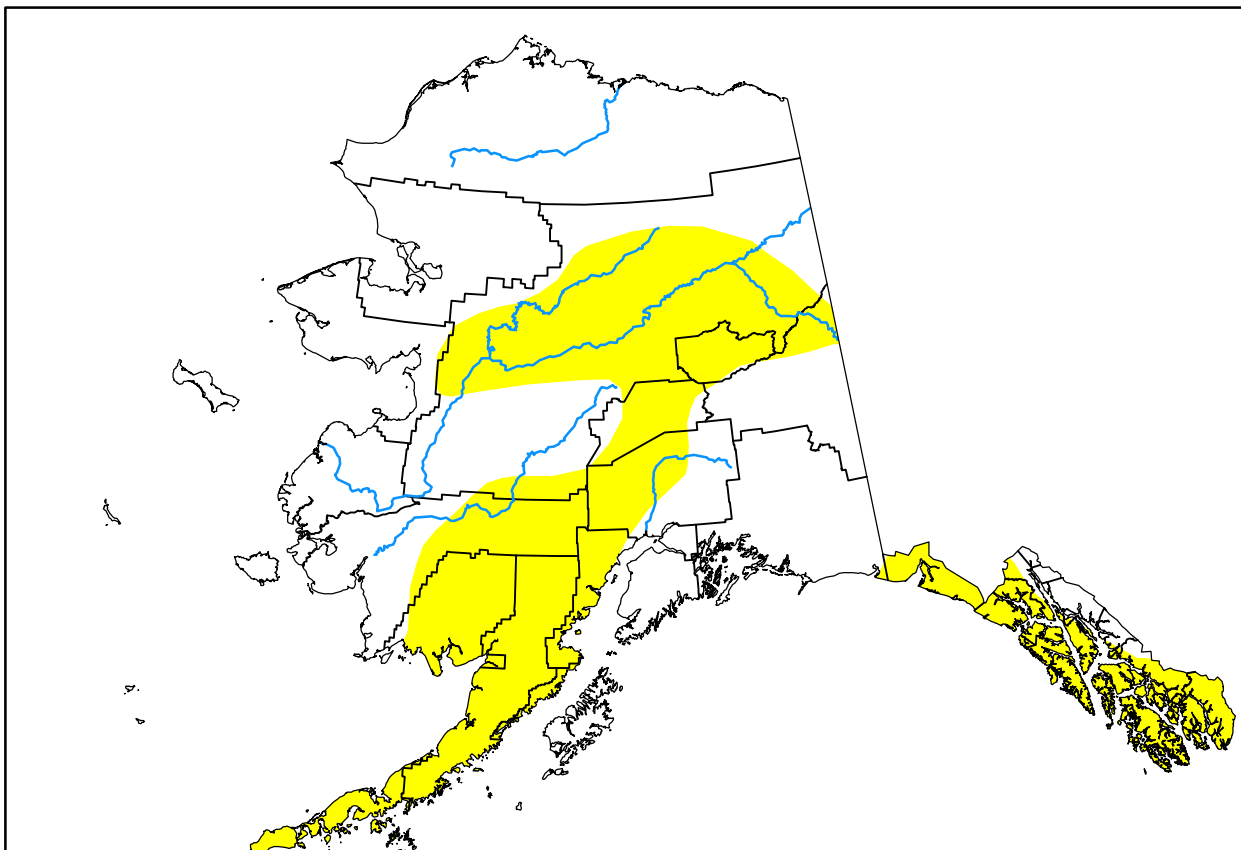


U.S. Drought Monitor Pacific

July 20, 2010

(Released Thursday, Jul. 22, 2010)

Valid 8 a.m. EDT



Drought Conditions (Percent Area)

	None	D0	D1	D2	D3	D4
Current	61.59	37.62	0.30	0.18	0.25	0.06
Last Week <i>07-15-2010</i>	61.60	37.62	0.31	0.15	0.28	0.06
3 Months Ago <i>04-22-2010</i>	60.40	39.05	0.10	0.19	0.23	0.03
Start of Calendar Year <i>12-31-2009</i>	71.15	28.26	0.27	0.26	0.06	0.00
Start of Water Year <i>10-01-2009</i>	90.80	8.64	0.20	0.29	0.07	0.00
One Year Ago <i>07-23-2009</i>	79.70	16.49	3.44	0.33	0.03	0.00

Intensity:



The Drought Monitor focuses on broad-scale conditions. Local conditions may vary. See accompanying text summary for forecast statements.

Author:

Anthony Artusa
NOAA/NWS/NCEP/CPC



droughtmonitor.unl.edu