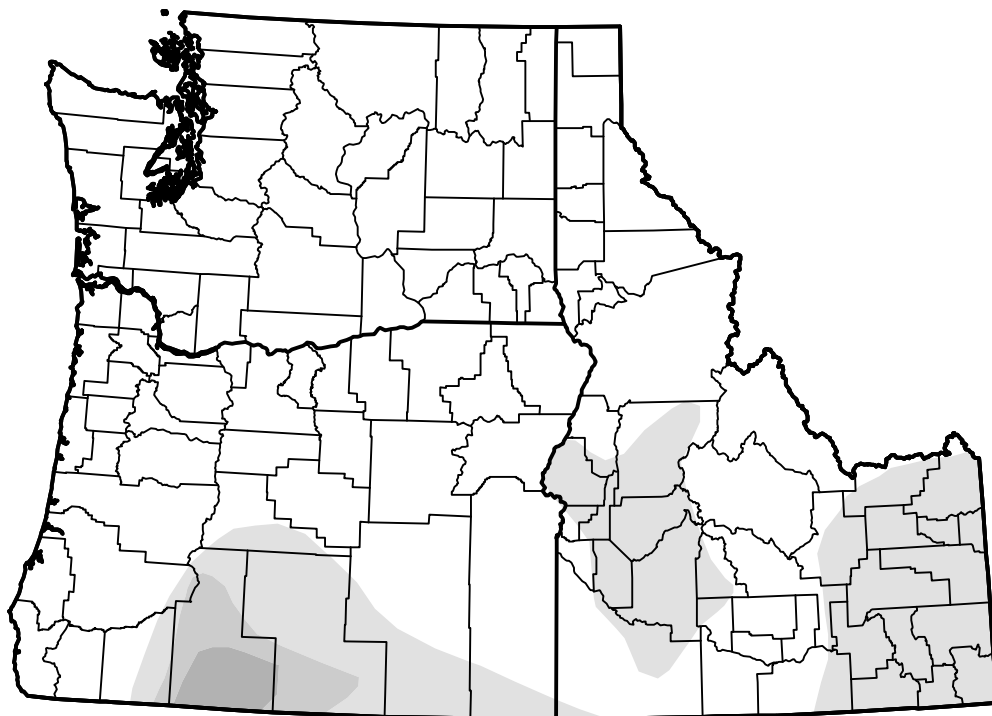


U.S. Drought Monitor

USDA Northwest Climate Hub

October 12, 2010
(Released Thursday, Oct. 14, 2010)

Valid 8 a.m. EDT



Drought Conditions (Percent Area)

	None	D0-D4	D1-D4	D2-D4	D3-D4	D4
Current	74.73	25.27	0.89	0.30	0.00	0.00
Last Week <i>10-07-2010</i>	74.87	25.13	1.05	0.30	0.00	0.00
3 Months Ago <i>07-15-2010</i>	68.29	31.71	1.05	0.30	0.00	0.00
Start of Calendar Year <i>12-31-2009</i>	64.47	35.53	2.19	0.64	0.00	0.00
Start of Water Year <i>09-30-2010</i>	74.87	25.13	1.05	0.30	0.00	0.00
One Year Ago <i>10-15-2009</i>	73.77	26.23	4.65	0.79	0.00	0.00

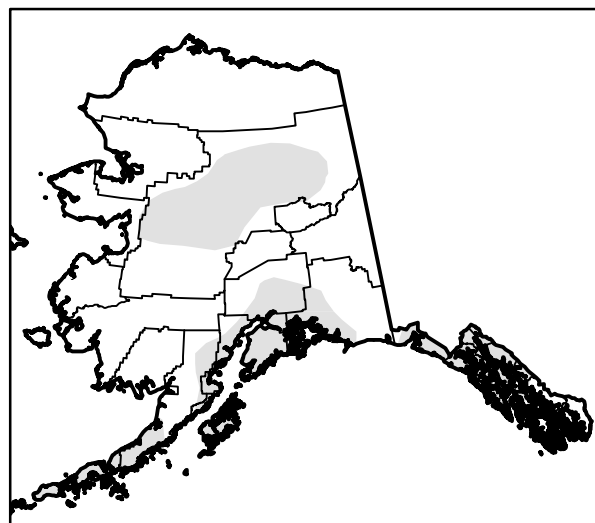

Intensity:



The Drought Monitor focuses on broad-scale conditions. Local conditions may vary. For more information on the Drought Monitor, go to <https://droughtmonitor.unl.edu/About.aspx>

Author:

Laura Edwards
 Western Regional Climate Center



droughtmonitor.unl.edu