







Intensity:

-  None
-  D0 Abnormally Dry
-  D1 Moderate Drought
-  D2 Severe Drought
-  D3 Extreme Drought
-  D4 Exceptional Drought

The Drought Monitor focuses on broad-scale conditions. Local conditions may vary. For more information on the Drought Monitor, go to <https://droughtmonitor.unl.edu/About.aspx>

Author:

Laura Edwards
Western Regional Climate Center

