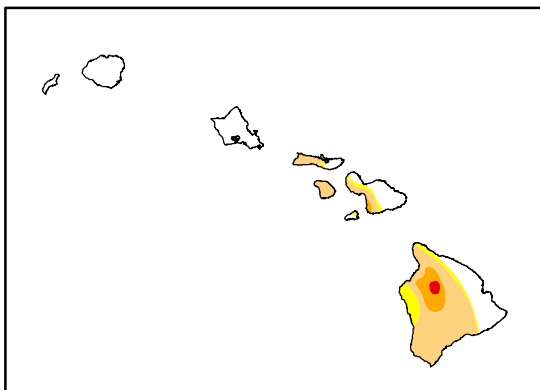
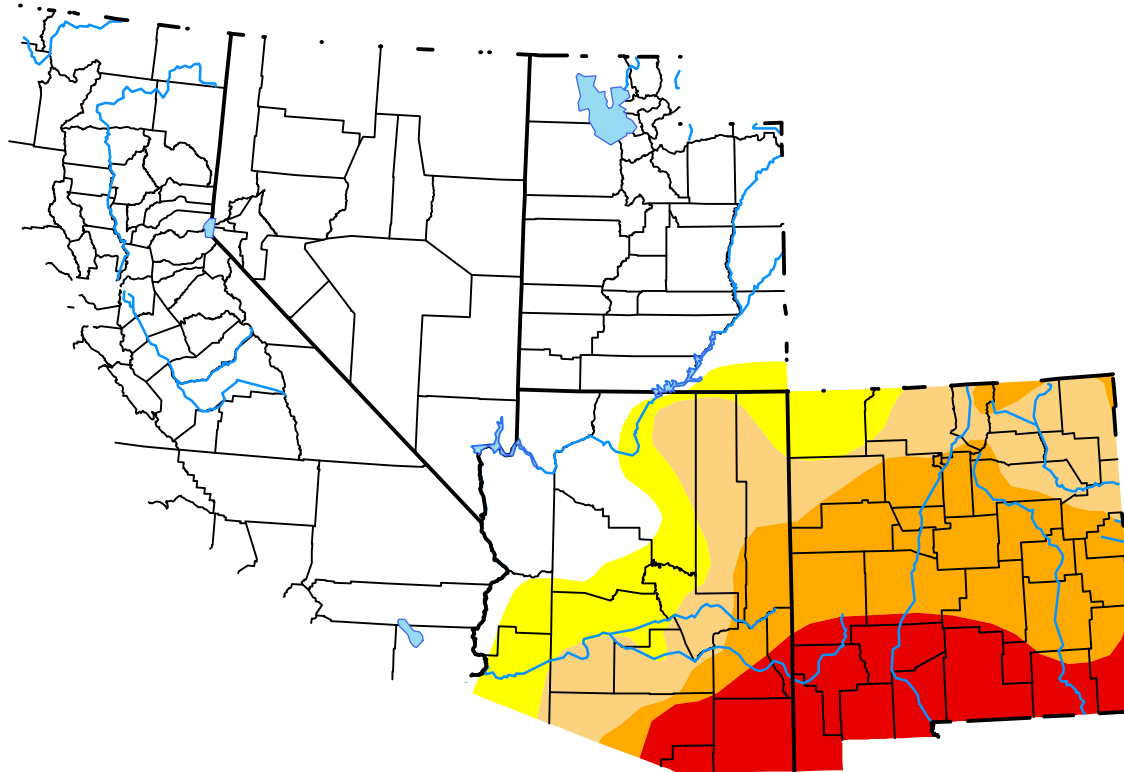


U.S. Drought Monitor

USDA Southwest Climate Hub

April 5, 2011
 (Released Thursday, Apr. 7, 2011)
 Valid 8 a.m. EDT



Drought Conditions (Percent Area)

	None	D0	D1	D2	D3	D4
Current	64.30	6.46	9.76	11.19	8.30	0.00
Last Week <i>03-31-2011</i>	64.93	6.85	8.93	15.05	4.24	0.00
3 Months Ago <i>01-06-2011</i>	65.37	19.78	14.67	0.15	0.03	0.00
Start of Calendar Year <i>01-06-2011</i>	65.37	19.78	14.67	0.15	0.03	0.00
Start of Water Year <i>09-30-2010</i>	55.50	32.14	11.18	0.84	0.28	0.06
One Year Ago <i>04-08-2010</i>	47.06	38.86	8.73	5.09	0.22	0.03


Intensity:



The Drought Monitor focuses on broad-scale conditions. Local conditions may vary. See accompanying text summary for forecast statements.

Author:

Mark Svoboda
 National Drought Mitigation Center



droughtmonitor.unl.edu