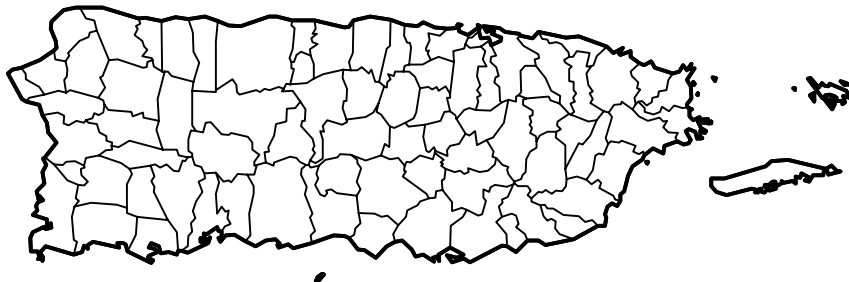


# U.S. Drought Monitor Puerto Rico



**May 17, 2011**  
(Released Thursday, May. 19, 2011)  
Valid 8 a.m. EDT

## Drought Conditions (Percent Area)

	None	D0-D4	D1-D4	D2-D4	D3-D4	D4
<b>Current</b>	99.53	0.00	0.00	0.00	0.00	0.00
<b>Last Week</b> <i>05-12-2011</i>	99.53	0.00	0.00	0.00	0.00	0.00
<b>3 Months Ago</b> <i>02-17-2011</i>	99.53	0.00	0.00	0.00	0.00	0.00
<b>Start of Calendar Year</b> <i>01-06-2011</i>	99.53	0.00	0.00	0.00	0.00	0.00
<b>Start of Water Year</b> <i>09-30-2010</i>	99.53	0.00	0.00	0.00	0.00	0.00
<b>One Year Ago</b> <i>05-20-2010</i>	99.53	0.00	0.00	0.00	0.00	0.00



### Intensity:

 None	 D2 Severe Drought
 D0 Abnormally Dry	 D3 Extreme Drought
 D1 Moderate Drought	 D4 Exceptional Drought

The Drought Monitor focuses on broad-scale conditions. Local conditions may vary. For more information on the Drought Monitor, go to <https://droughtmonitor.unl.edu/About.aspx>

### Author:

David Miskus  
NOAA/NWS/NCEP/CPC



[droughtmonitor.unl.edu](https://droughtmonitor.unl.edu)