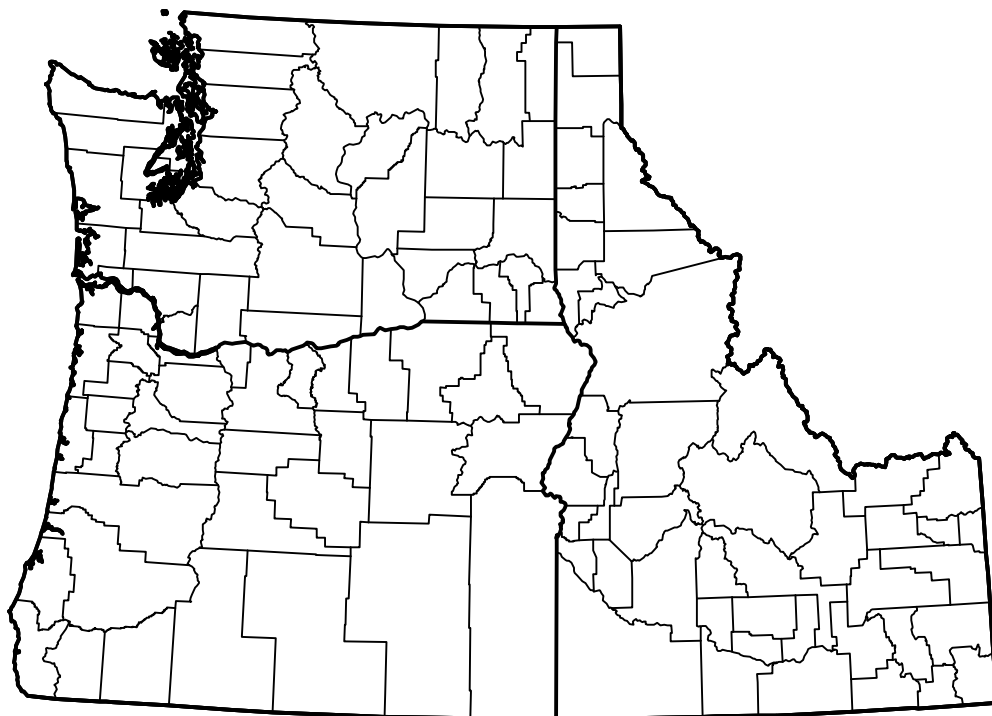


U.S. Drought Monitor

USDA Northwest Climate Hub

May 17, 2011
 (Released Thursday, May. 19, 2011)

Valid 8 a.m. EDT



Drought Conditions (Percent Area)

	None	D0-D4	D1-D4	D2-D4	D3-D4	D4
Current	88.38	11.62	0.00	0.00	0.00	0.00
Last Week <i>05-12-2011</i>	88.38	11.62	0.00	0.00	0.00	0.00
3 Months Ago <i>02-17-2011</i>	81.70	18.30	0.00	0.00	0.00	0.00
Start of Calendar Year <i>01-06-2011</i>	84.94	15.06	0.00	0.00	0.00	0.00
Start of Water Year <i>09-30-2010</i>	74.87	25.13	1.05	0.30	0.00	0.00
One Year Ago <i>05-20-2010</i>	52.28	47.72	7.69	1.59	0.00	0.00

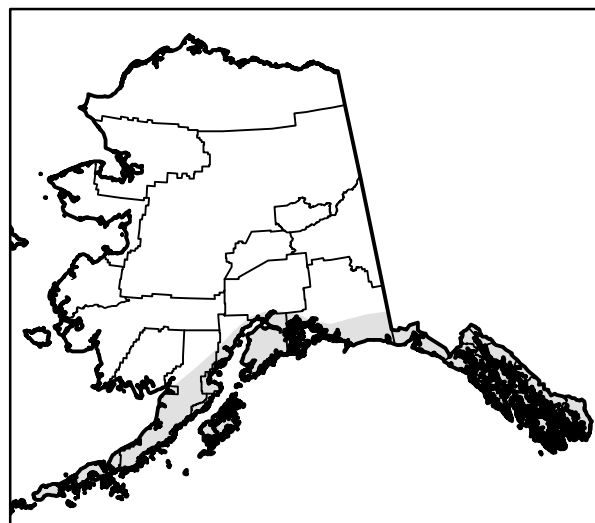

Intensity:



The Drought Monitor focuses on broad-scale conditions. Local conditions may vary. For more information on the Drought Monitor, go to <https://droughtmonitor.unl.edu/About.aspx>

Author:

David Miskus
 NOAA/NWS/NCEP/CPC



droughtmonitor.unl.edu