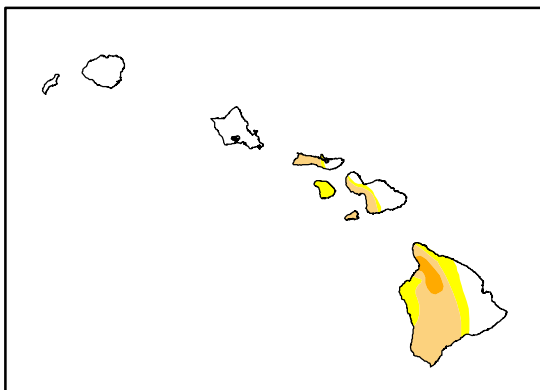
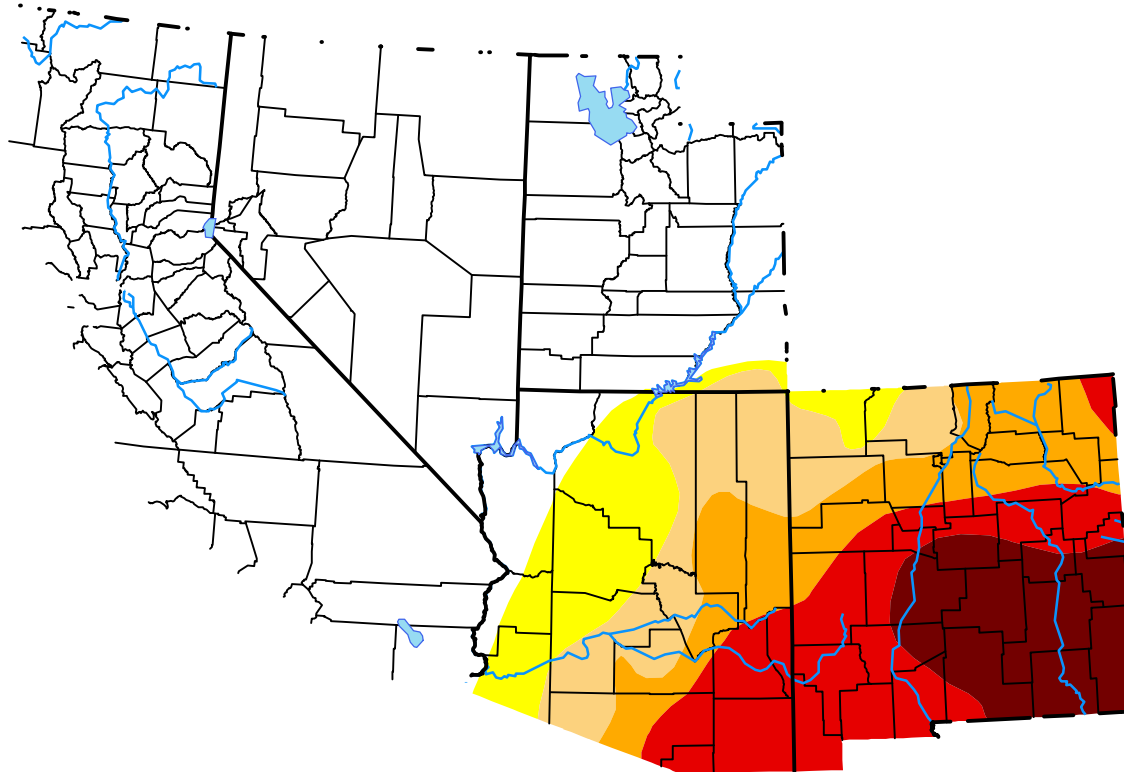


U.S. Drought Monitor

USDA Southwest Climate Hub

May 17, 2011
 (Released Thursday, May. 19, 2011)
 Valid 8 a.m. EDT



Drought Conditions (Percent Area)

	None	D0	D1	D2	D3	D4
Current	61.97	6.49	7.61	7.75	9.71	6.46
Last Week <i>05-12-2011</i>	61.97	6.80	7.31	8.48	9.29	6.15
3 Months Ago <i>02-17-2011</i>	60.74	20.25	11.79	7.21	0.01	0.00
Start of Calendar Year <i>01-06-2011</i>	65.37	19.78	14.67	0.15	0.03	0.00
Start of Water Year <i>09-30-2010</i>	55.50	32.14	11.18	0.84	0.28	0.06
One Year Ago <i>05-20-2010</i>	62.58	23.99	8.93	4.23	0.24	0.03


Intensity:



The Drought Monitor focuses on broad-scale conditions. Local conditions may vary. See accompanying text summary for forecast statements.

Author:

David Miskus
 NOAA/NWS/NCEP/CPC



droughtmonitor.unl.edu