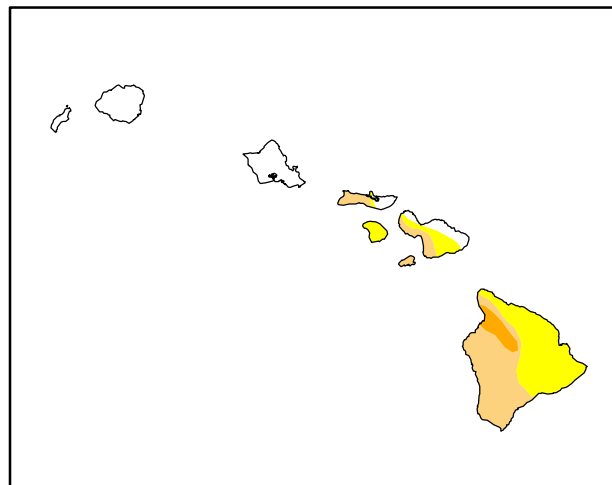
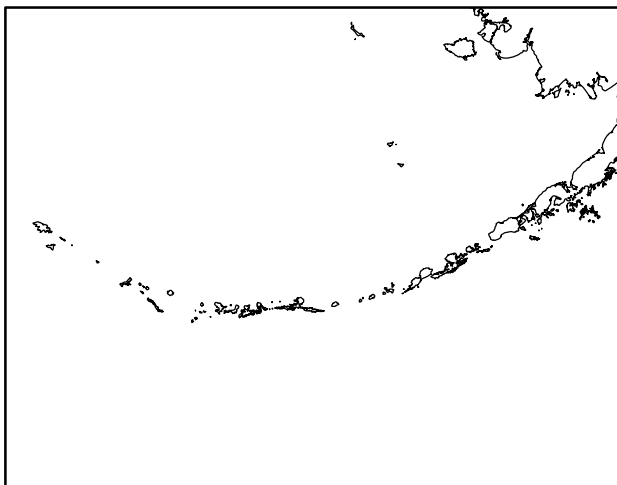
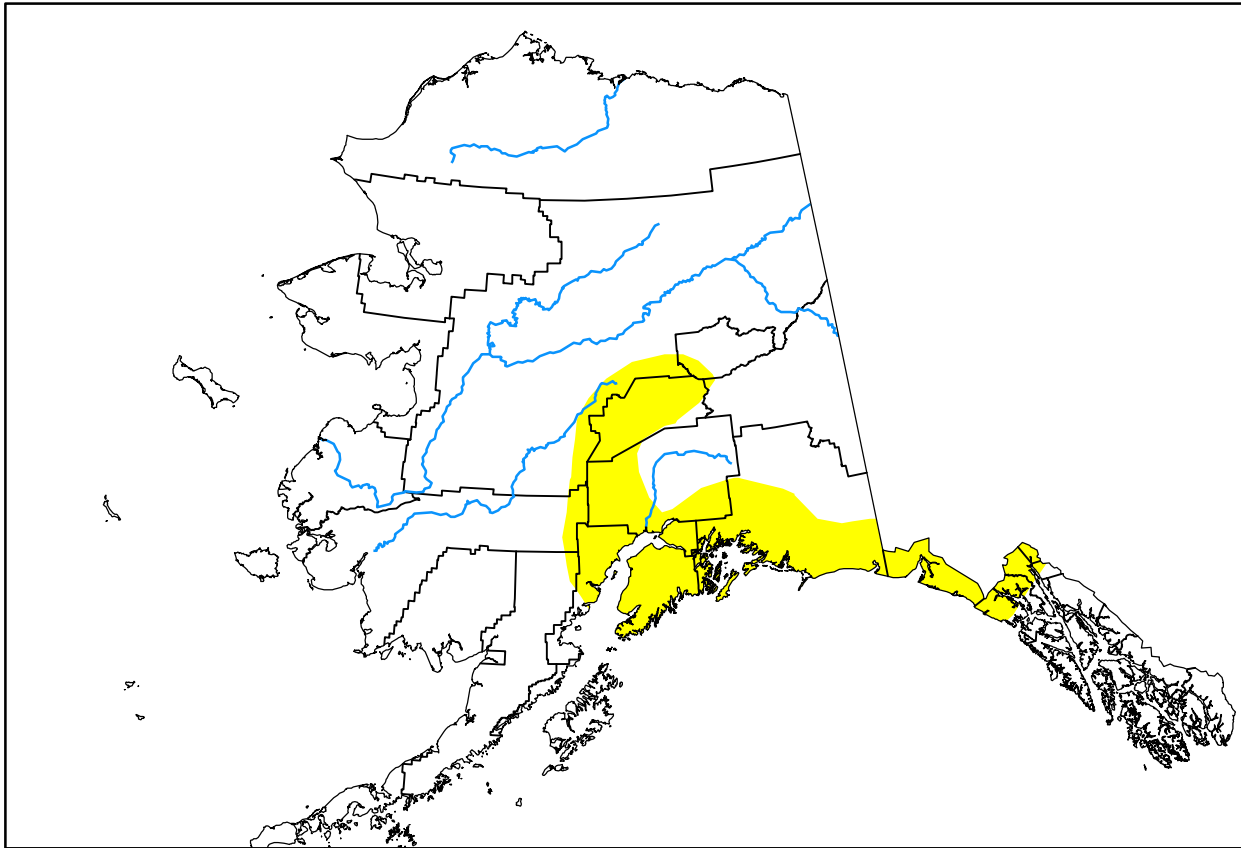


# U.S. Drought Monitor Pacific

**August 9, 2011**  
(Released Thursday, Aug. 11, 2011)  
Valid 8 a.m. EDT



## Drought Conditions (Percent Area)

	None	D0	D1	D2	D3	D4
<b>Current</b>	85.53	14.04	0.38	0.05	0.00	0.00
<b>Last Week</b> <i>08-04-2011</i>	85.53	14.24	0.22	0.01	0.00	0.00
<b>3 Months Ago</b> <i>05-12-2011</i>	83.00	16.58	0.37	0.05	0.00	0.00
<b>Start of Calendar Year</b> <i>01-06-2011</i>	78.17	21.43	0.22	0.15	0.03	0.00
<b>Start of Water Year</b> <i>09-30-2010</i>	71.25	27.95	0.30	0.16	0.29	0.06
<b>One Year Ago</b> <i>08-12-2010</i>	75.37	23.89	0.27	0.14	0.28	0.06

### Intensity:

	None		D2 Severe Drought
	D0 Abnormally Dry		D3 Extreme Drought
	D1 Moderate Drought		D4 Exceptional Drought

*The Drought Monitor focuses on broad-scale conditions. Local conditions may vary. See accompanying text summary for forecast statements.*

### Author:

Laura Edwards  
Western Regional Climate Center



[droughtmonitor.unl.edu](http://droughtmonitor.unl.edu)