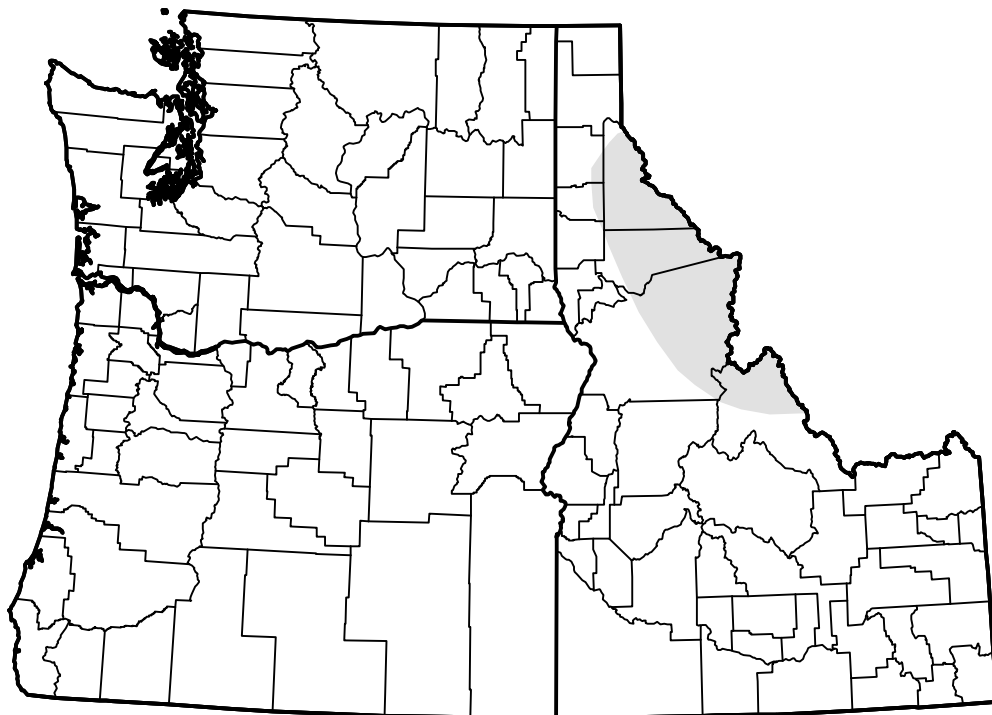


U.S. Drought Monitor

USDA Northwest Climate Hub

October 4, 2011
 (Released Thursday, Oct. 6, 2011)
 Valid 8 a.m. EDT



Drought Conditions (Percent Area)

	None	D0-D4	D1-D4	D2-D4	D3-D4	D4
Current	98.65	1.35	0.00	0.00	0.00	0.00
Last Week <i>09-29-2011</i>	98.65	1.35	0.00	0.00	0.00	0.00
3 Months Ago <i>07-07-2011</i>	85.49	14.51	0.00	0.00	0.00	0.00
Start of Calendar Year <i>01-06-2011</i>	84.94	15.06	0.00	0.00	0.00	0.00
Start of Water Year <i>09-29-2011</i>	98.65	1.35	0.00	0.00	0.00	0.00
One Year Ago <i>10-07-2010</i>	74.87	25.13	1.05	0.30	0.00	0.00

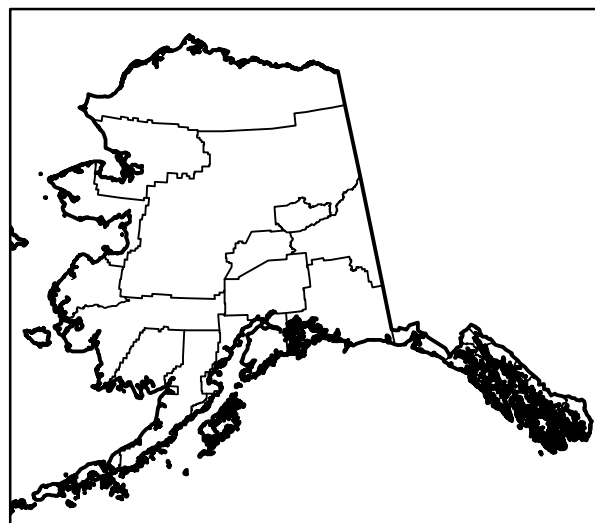

Intensity:



The Drought Monitor focuses on broad-scale conditions. Local conditions may vary. For more information on the Drought Monitor, go to <https://droughtmonitor.unl.edu/About.aspx>

Author:

Richard Tinker
 CPC/NOAA/NWS/NCEP



droughtmonitor.unl.edu