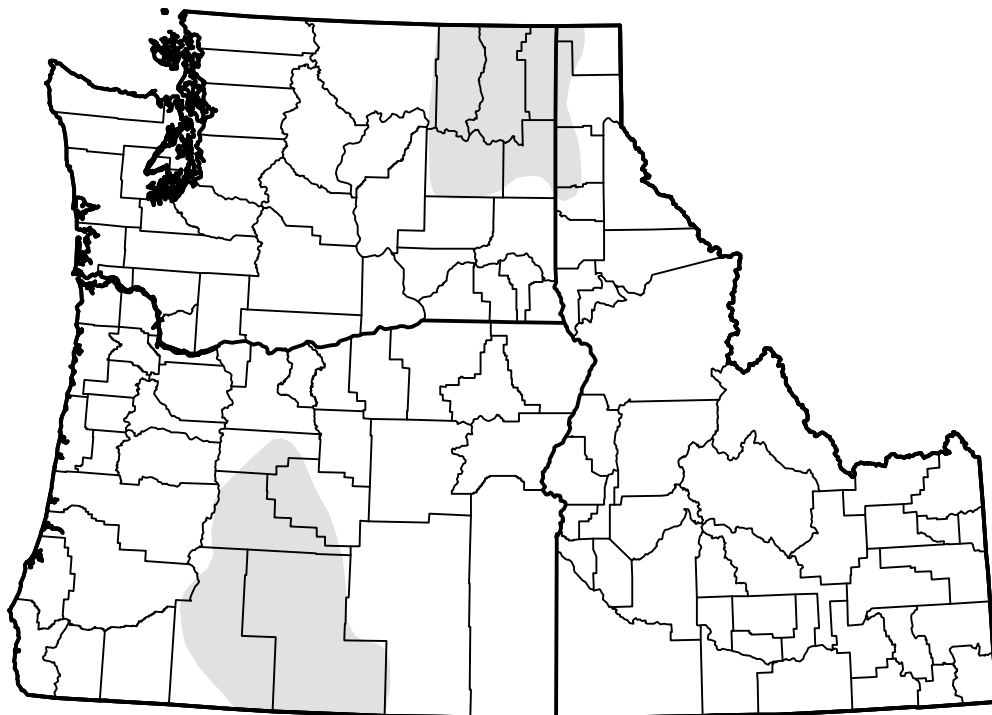


U.S. Drought Monitor

USDA Northwest Climate Hub

November 15, 2011
(Released Thursday, Nov. 17, 2011)

Valid 7 a.m. EST



Drought Conditions (Percent Area)

	None	D0-D4	D1-D4	D2-D4	D3-D4	D4
Current	96.41	3.59	0.00	0.00	0.00	0.00
Last Week <i>11-10-2011</i>	96.75	3.25	0.00	0.00	0.00	0.00
3 Months Ago <i>08-18-2011</i>	90.32	9.68	0.00	0.00	0.00	0.00
Start of Calendar Year <i>01-06-2011</i>	84.94	15.06	0.00	0.00	0.00	0.00
Start of Water Year <i>09-29-2011</i>	98.65	1.35	0.00	0.00	0.00	0.00
One Year Ago <i>11-18-2010</i>	71.40	28.60	0.61	0.23	0.00	0.00

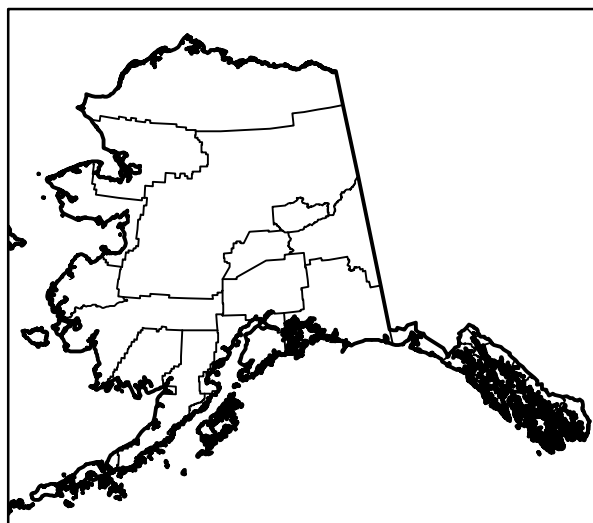

Intensity:



The Drought Monitor focuses on broad-scale conditions. Local conditions may vary. For more information on the Drought Monitor, go to <https://droughtmonitor.unl.edu/About.aspx>

Author:

Anthony Artusa
 NOAA/NWS/NCEP/CPC



droughtmonitor.unl.edu