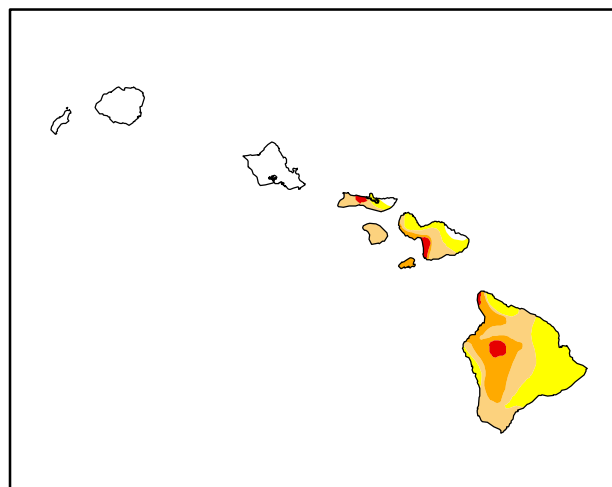
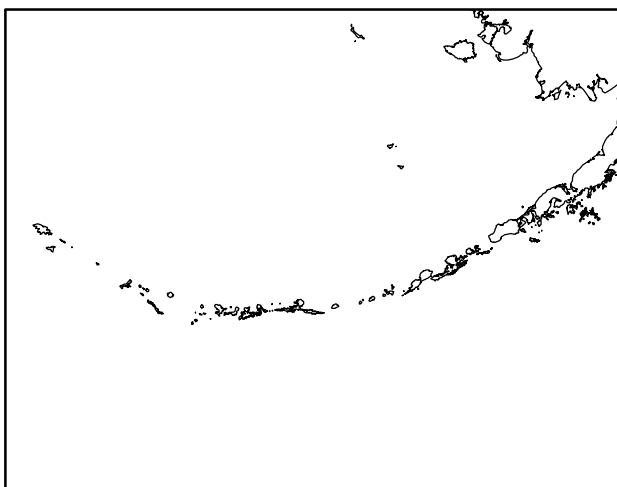
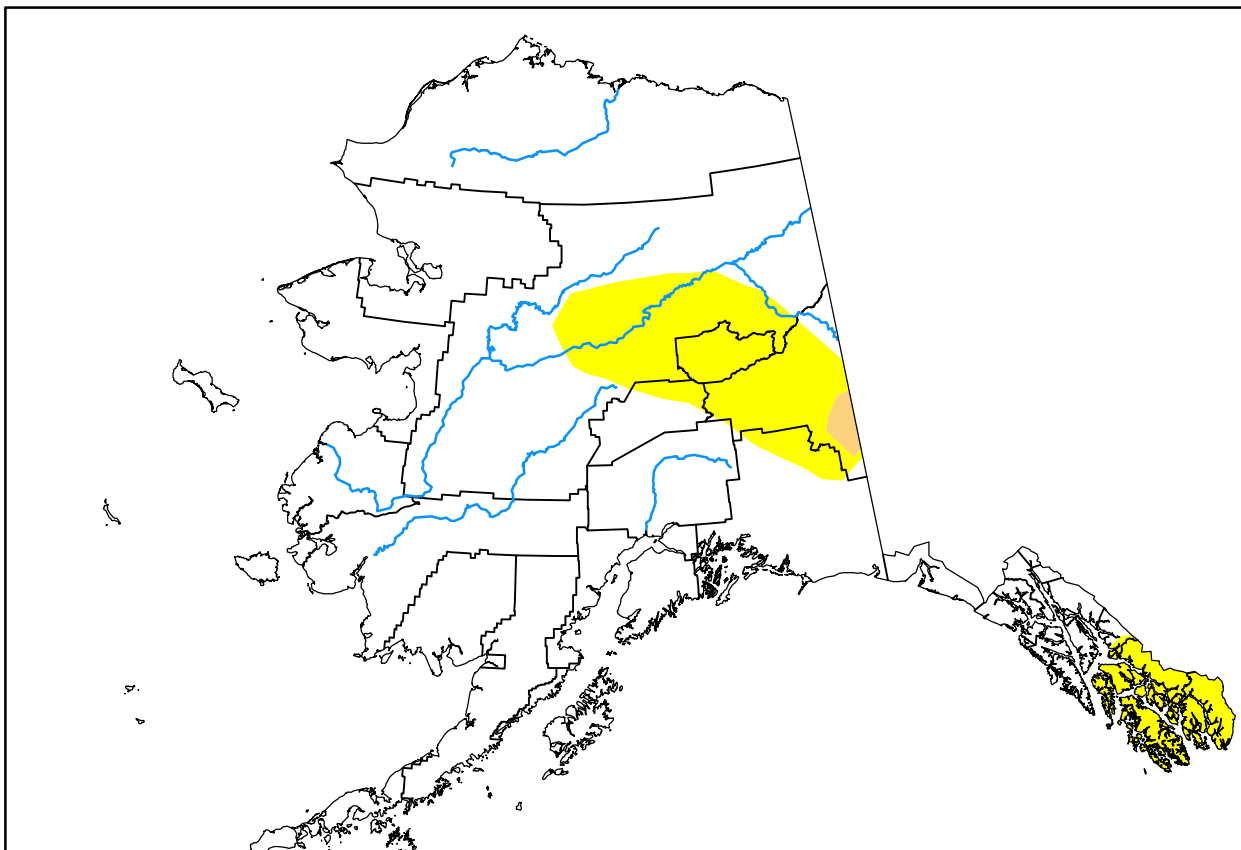


U.S. Drought Monitor Pacific

December 17, 2013
(Released Thursday, Dec. 19, 2013)

Valid 7 a.m. EST



Drought Conditions (Percent Area)

	None	D0-D4	D1-D4	D2-D4	D3-D4	D4
Current	84.47	15.53	0.98	0.22	0.03	0.00
Last Week <i>12-12-2013</i>	84.45	15.55	1.01	0.20	0.03	0.00
3 Months Ago <i>09-19-2013</i>	65.80	34.20	17.67	3.42	0.03	0.00
Start of Calendar Year <i>01-03-2013</i>	35.04	64.96	2.47	0.28	0.11	0.00
Start of Water Year <i>10-03-2013</i>	67.58	32.42	17.01	0.22	0.04	0.00
One Year Ago <i>12-20-2012</i>	52.95	47.05	0.72	0.28	0.11	0.00


Intensity:



The Drought Monitor focuses on broad-scale conditions. Local conditions may vary. See accompanying text summary for forecast statements.

Author:

Mark Svoboda
National Drought Mitigation Center



droughtmonitor.unl.edu