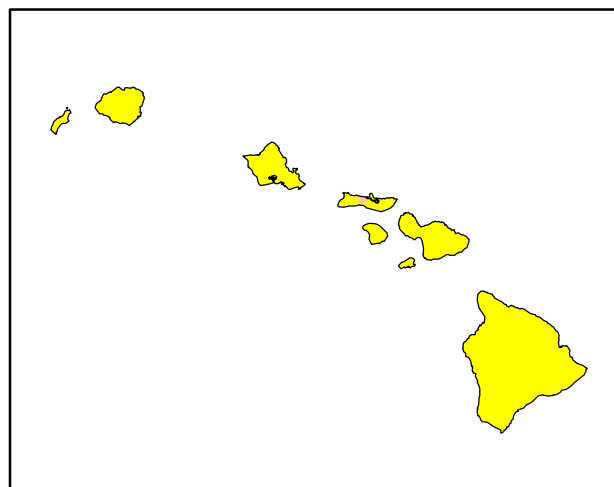
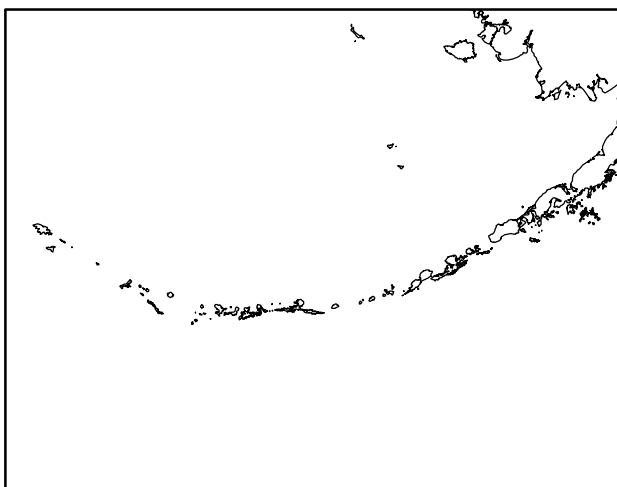
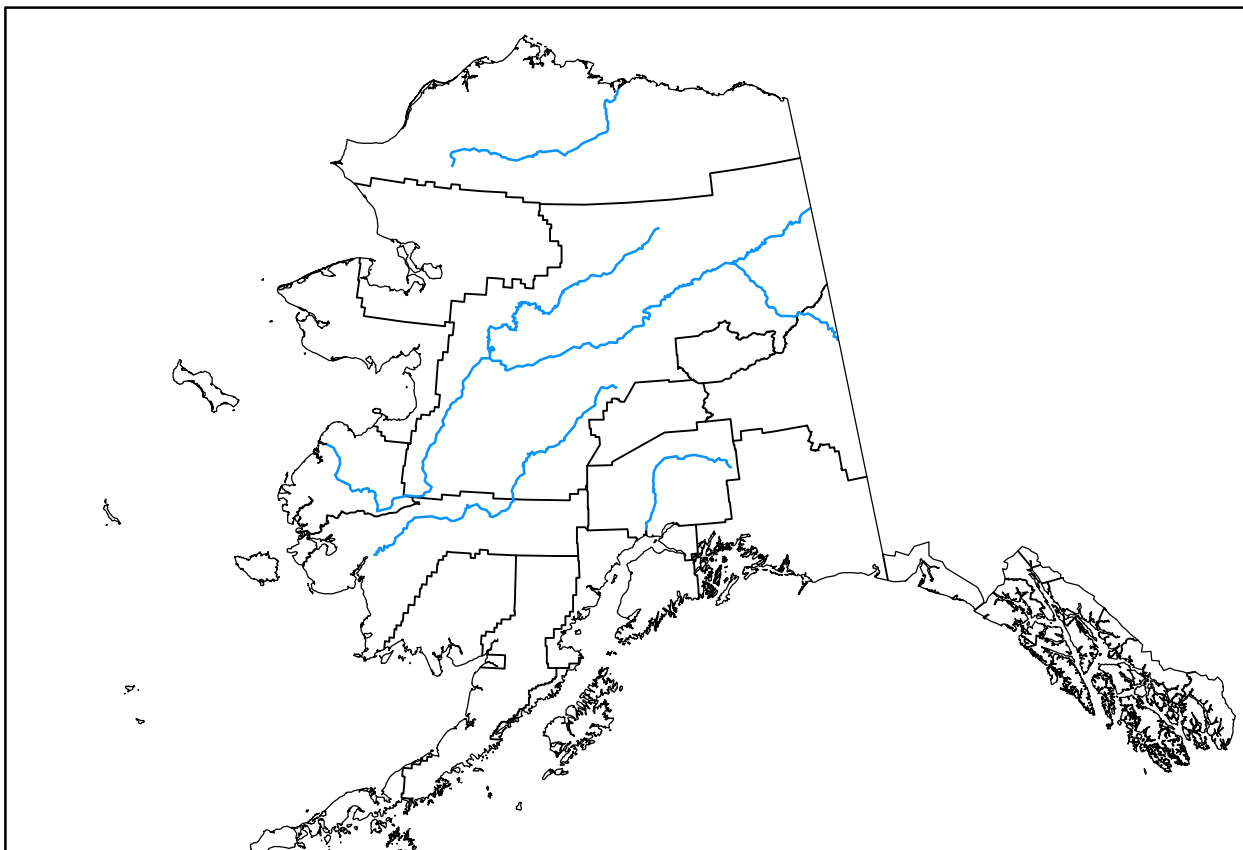


U.S. Drought Monitor Pacific

September 16, 2014
(Released Thursday, Sep. 18, 2014)

Valid 8 a.m. EDT



Drought Conditions (Percent Area)

	None	D0	D1	D2	D3	D4
Current	98.93	1.06	0.01	0.00	0.00	0.00
Last Week <i>09-11-2014</i>	99.94	0.05	0.01	0.00	0.00	0.00
3 Months Ago <i>06-19-2014</i>	78.54	21.46	0.01	0.00	0.00	0.00
Start of Calendar Year <i>01-02-2014</i>	84.53	14.49	0.77	0.17	0.03	0.00
Start of Water Year <i>10-03-2013</i>	67.58	15.42	16.79	0.18	0.04	0.00
One Year Ago <i>09-19-2013</i>	65.80	16.53	14.25	3.39	0.03	0.00


Intensity:

- None
- D0 Abnormally Dry
- D1 Moderate Drought
- D2 Severe Drought
- D3 Extreme Drought
- D4 Exceptional Drought

The Drought Monitor focuses on broad-scale conditions. Local conditions may vary. See accompanying text summary for forecast statements.

Author:

Michael Brewer
NCEI/NOAA



droughtmonitor.unl.edu