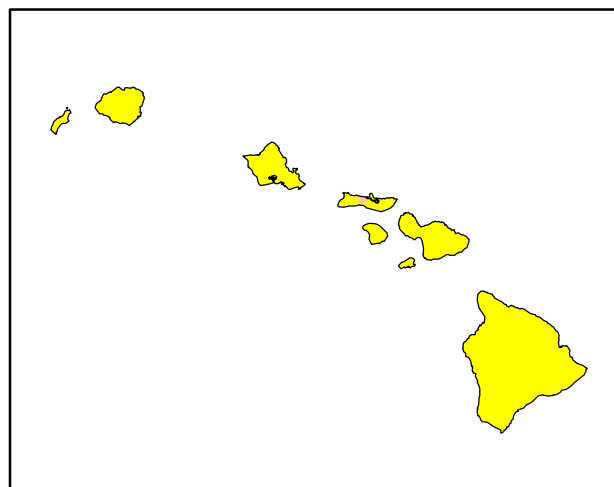
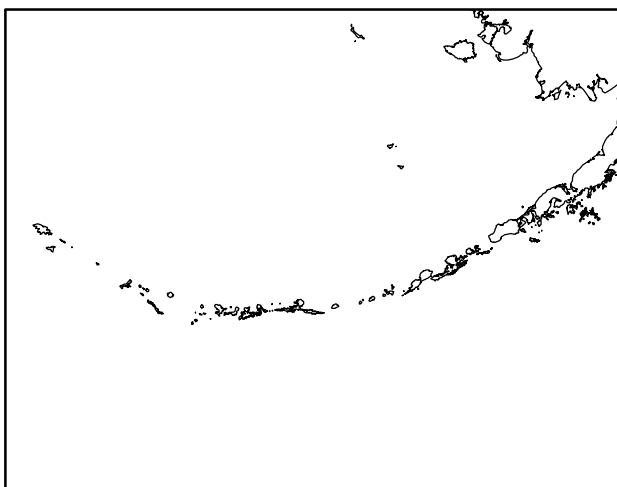
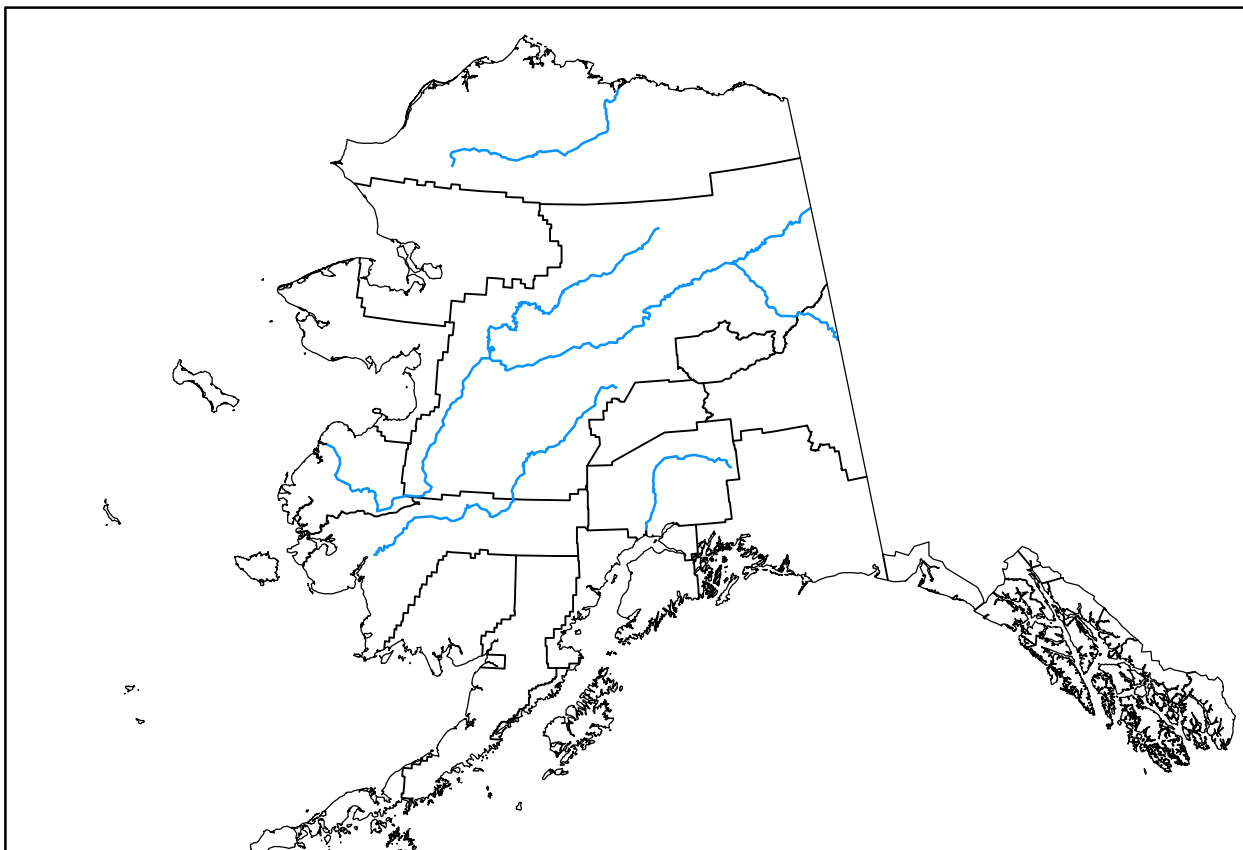


# U.S. Drought Monitor Pacific

**September 16, 2014**  
(Released Thursday, Sep. 18, 2014)

Valid 8 a.m. EDT



*Drought Conditions (Percent Area)*

	None	D0-D4	D1-D4	D2-D4	D3-D4	D4
<b>Current</b>	98.93	1.07	0.01	0.00	0.00	0.00
<b>Last Week</b> <i>09-11-2014</i>	99.94	0.06	0.01	0.00	0.00	0.00
<b>3 Months Ago</b> <i>06-19-2014</i>	78.54	21.46	0.01	0.00	0.00	0.00
<b>Start of Calendar Year</b> <i>01-02-2014</i>	84.53	15.47	0.98	0.20	0.03	0.00
<b>Start of Water Year</b> <i>10-03-2013</i>	67.58	32.42	17.01	0.22	0.04	0.00
<b>One Year Ago</b> <i>09-19-2013</i>	65.80	34.20	17.67	3.42	0.03	0.00

***Intensity:***



*The Drought Monitor focuses on broad-scale conditions. Local conditions may vary. See accompanying text summary for forecast statements.*

***Author:***

Michael Brewer  
NCEI/NOAA



[droughtmonitor.unl.edu](http://droughtmonitor.unl.edu)