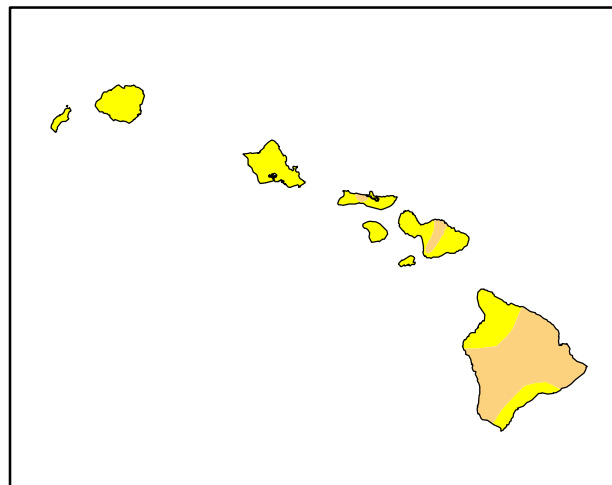
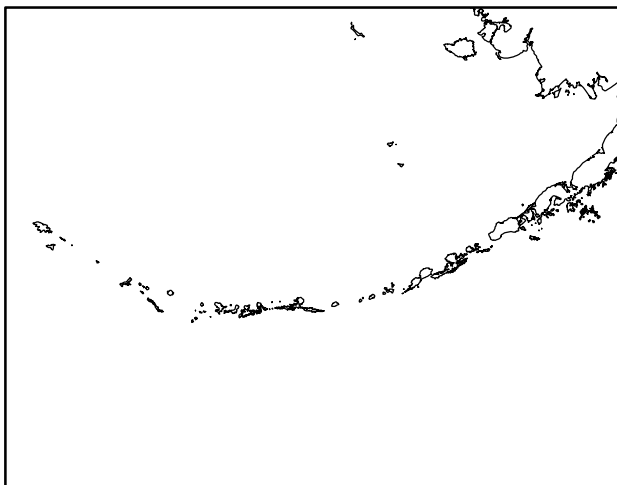
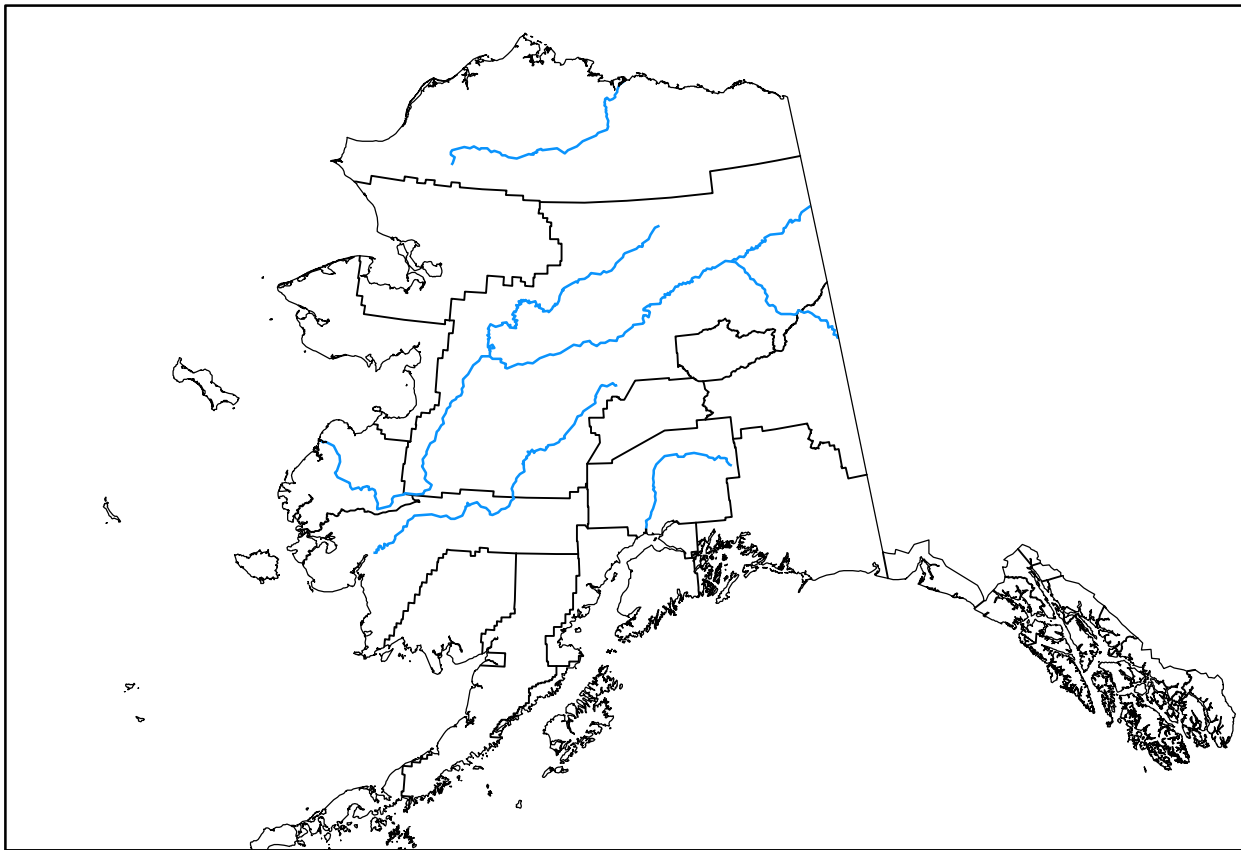


U.S. Drought Monitor Pacific

February 3, 2015
(Released Thursday, Feb. 5, 2015)
Valid 7 a.m. EST



Drought Conditions (Percent Area)

	None	D0	D1	D2	D3	D4
Current	98.93	0.56	0.51	0.00	0.00	0.00
Last Week <i>01-29-2015</i>	98.93	0.56	0.51	0.00	0.00	0.00
3 Months Ago <i>11-06-2014</i>	99.92	0.05	0.03	0.00	0.00	0.00
Start of Calendar Year <i>12-31-2014</i>	99.65	0.32	0.03	0.00	0.00	0.00
Start of Water Year <i>10-02-2014</i>	98.93	1.04	0.03	0.00	0.00	0.00
One Year Ago <i>02-06-2014</i>	87.24	12.08	0.65	0.03	0.00	0.00

Intensity:



The Drought Monitor focuses on broad-scale conditions. Local conditions may vary. See accompanying text summary for forecast statements.

Author:

Brian Fuchs
National Drought Mitigation Center

