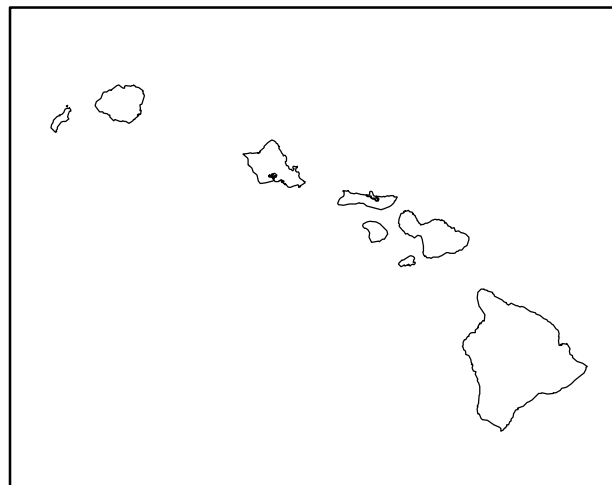
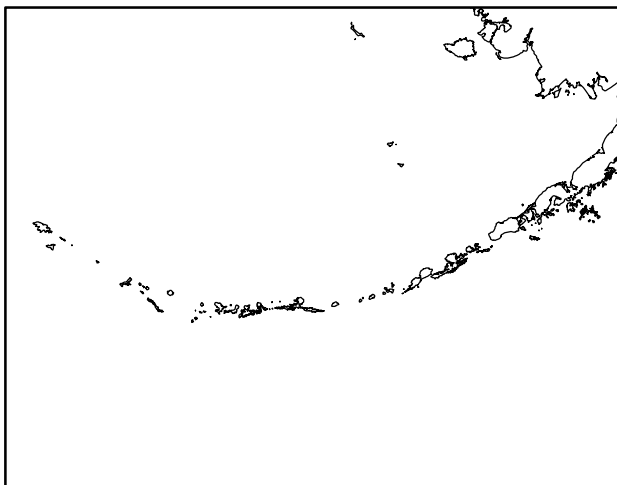
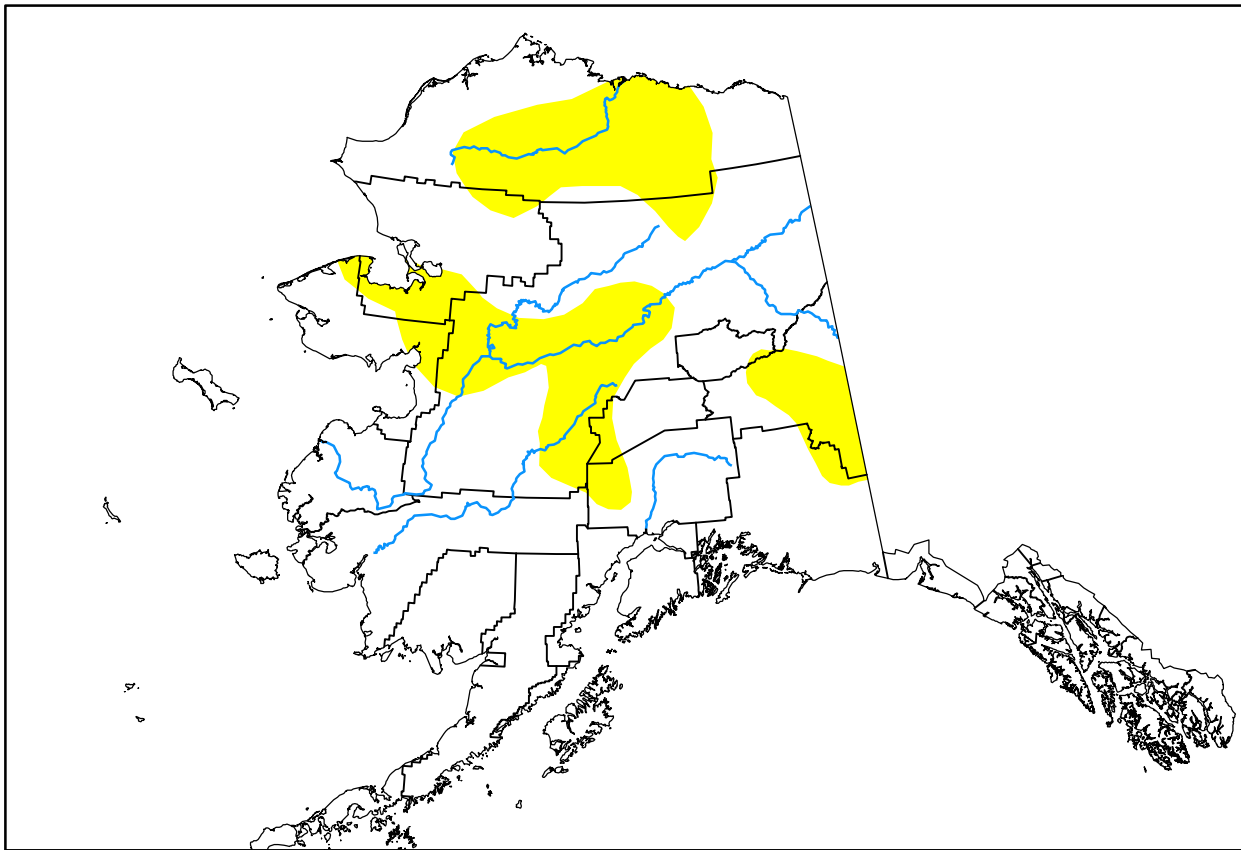


# U.S. Drought Monitor Pacific

**October 20, 2015**  
(Released Thursday, Oct. 22, 2015)  
Valid 8 a.m. EDT



## Drought Conditions (Percent Area)

	None	D0-D4	D1-D4	D2-D4	D3-D4	D4
<b>Current</b>	77.40	22.60	0.00	0.00	0.00	0.00
<b>Last Week</b> <i>10-15-2015</i>	75.38	24.62	0.00	0.00	0.00	0.00
<b>3 Months Ago</b> <i>07-23-2015</i>	43.41	56.59	18.95	0.03	0.00	0.00
<b>Start of Calendar Year</b> <i>12-31-2014</i>	99.65	0.35	0.03	0.00	0.00	0.00
<b>Start of Water Year</b> <i>10-01-2015</i>	57.87	42.13	3.54	0.00	0.00	0.00
<b>One Year Ago</b> <i>10-23-2014</i>	99.92	0.08	0.03	0.00	0.00	0.00

### Intensity:

None	D2 Severe Drought
D0 Abnormally Dry	D3 Extreme Drought
D1 Moderate Drought	D4 Exceptional Drought

The Drought Monitor focuses on broad-scale conditions. Local conditions may vary. See accompanying text summary for forecast statements.

### Author:

Brad Rippey  
U.S. Department of Agriculture



[droughtmonitor.unl.edu](http://droughtmonitor.unl.edu)