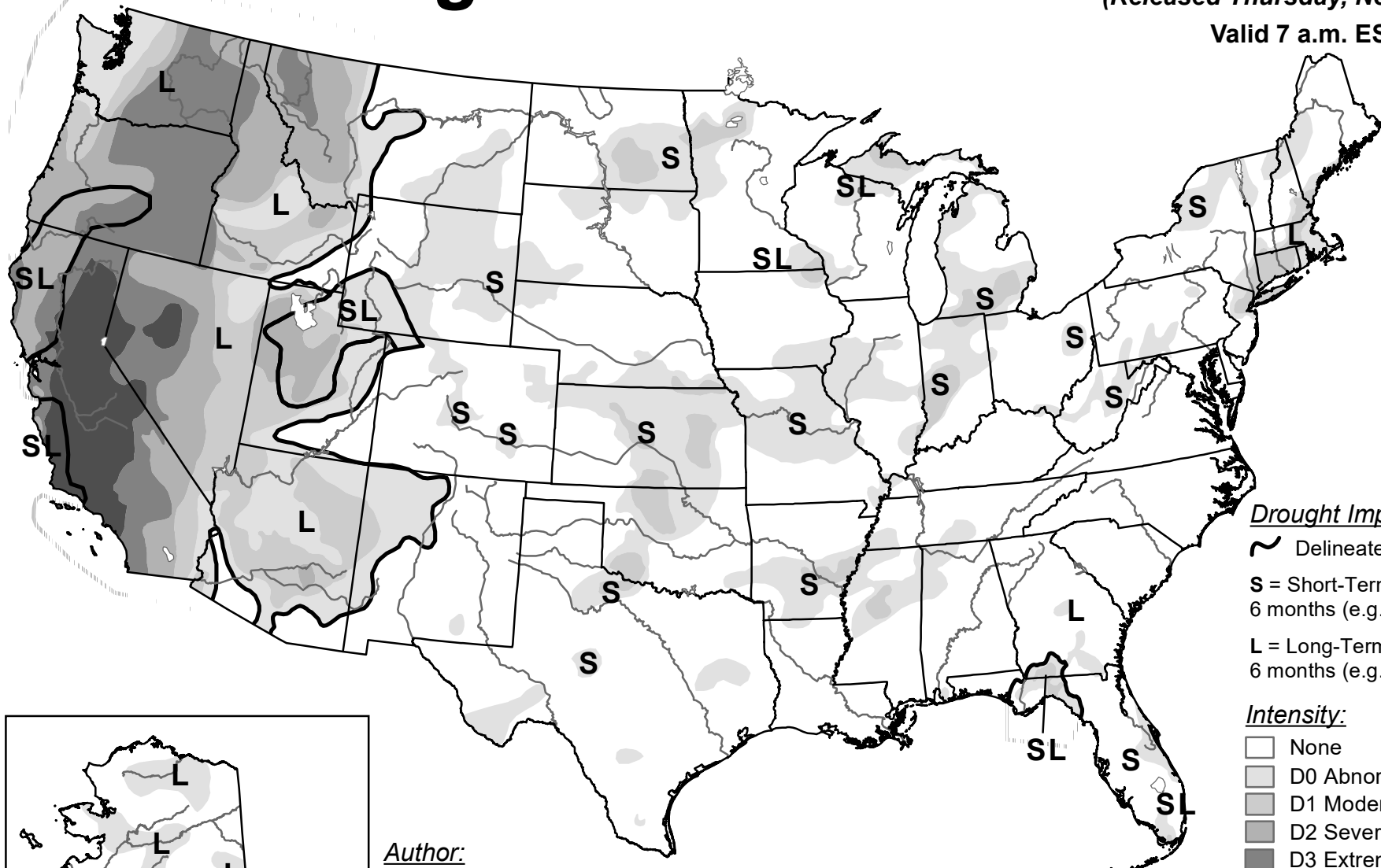


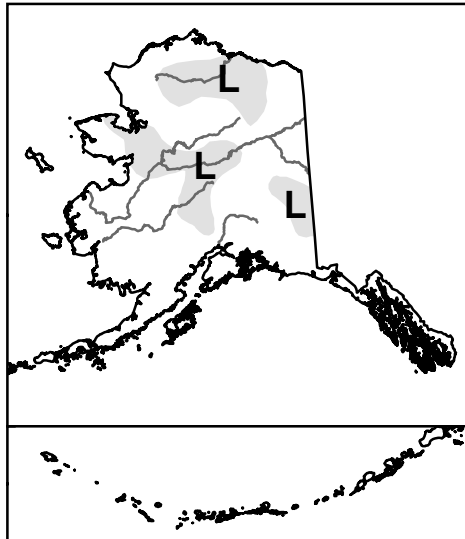
U.S. Drought Monitor

November 17, 2015
 (Released Thursday, Nov. 19, 2015)
 Valid 7 a.m. EST

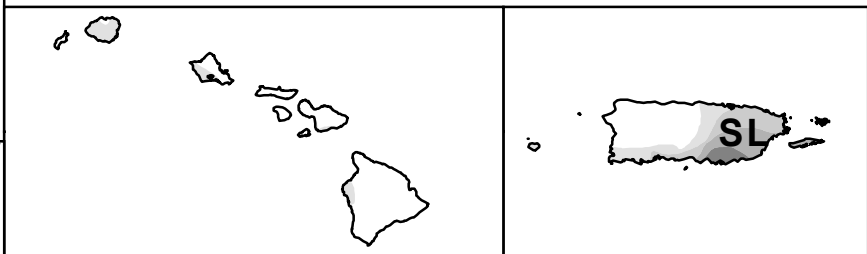


Drought Impact Types:
 ~ Delineates dominant impacts
 S = Short-Term, typically less than 6 months (e.g. agriculture, grasslands)
 L = Long-Term, typically greater than 6 months (e.g. hydrology, ecology)

Intensity:
 □ None
 □ D0 Abnormally Dry
 □ D1 Moderate Drought
 □ D2 Severe Drought
 □ D3 Extreme Drought
 □ D4 Exceptional Drought



Author:
 Richard Heim
 NCEI/NOAA



The Drought Monitor focuses on broad-scale conditions. Local conditions may vary. For more information on the Drought Monitor, go to <https://droughtmonitor.unl.edu/About.aspx>



droughtmonitor.unl.edu