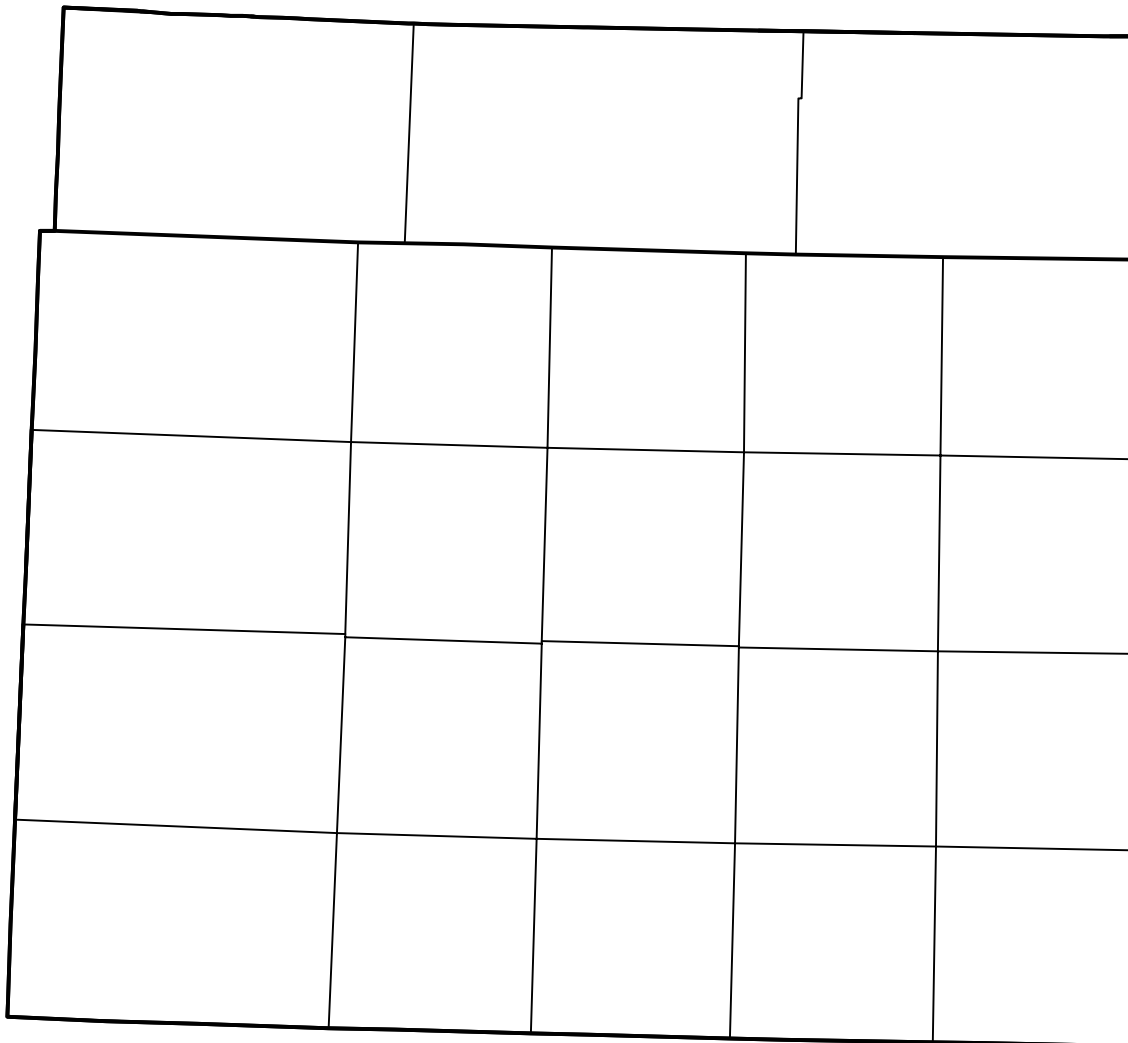


U.S. Drought Monitor Amarillo, TX WFO



November 17, 2015
(Released Thursday, Nov. 19, 2015)
Valid 7 a.m. EST

Drought Conditions (Percent Area)

	None	D0	D1	D2	D3	D4
Current	100.00	0.00	0.00	0.00	0.00	0.00
Last Week <i>11-12-2015</i>	100.00	0.00	0.00	0.00	0.00	0.00
3 Months Ago <i>08-20-2015</i>	100.00	0.00	0.00	0.00	0.00	0.00
Start of Calendar Year <i>12-31-2014</i>	0.00	0.00	22.44	40.29	35.08	2.19
Start of Water Year <i>10-01-2015</i>	100.00	0.00	0.00	0.00	0.00	0.00
One Year Ago <i>11-20-2014</i>	0.00	6.64	16.85	49.42	26.95	0.14



Intensity:

 None	 D2 Severe Drought
 D0 Abnormally Dry	 D3 Extreme Drought
 D1 Moderate Drought	 D4 Exceptional Drought

The Drought Monitor focuses on broad-scale conditions. Local conditions may vary. For more information on the Drought Monitor, go to <https://droughtmonitor.unl.edu/About.aspx>

Author:

Richard Heim
NCEI/NOAA



droughtmonitor.unl.edu