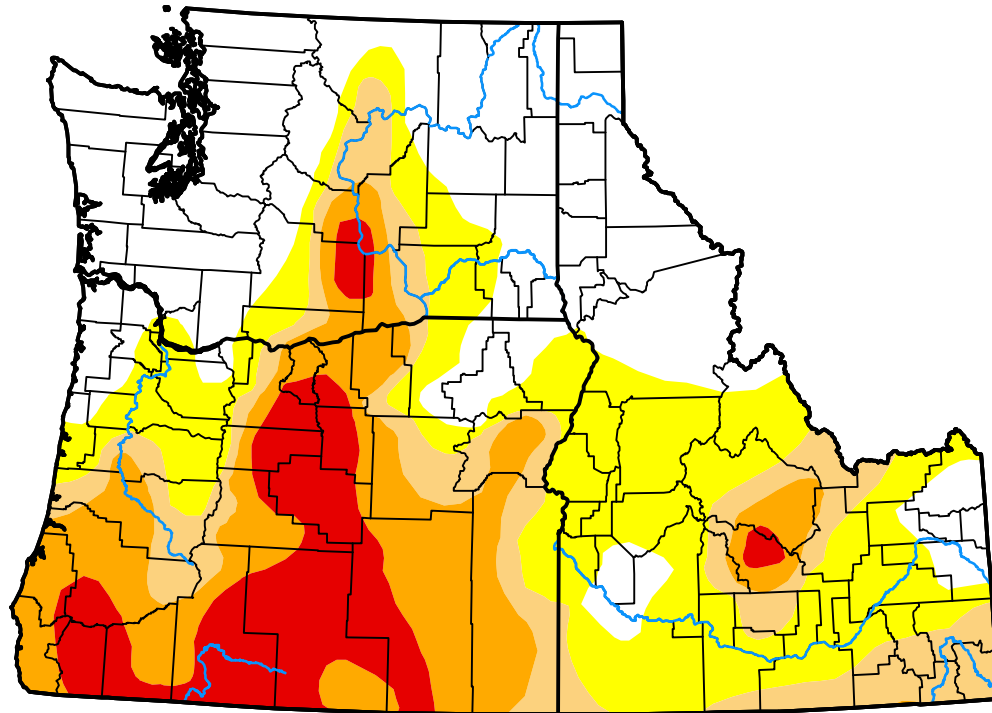


U.S. Drought Monitor

USDA Northwest Climate Hub

January 12, 2021
 (Released Thursday, Jan. 14, 2021)
 Valid 7 a.m. EST



Drought Conditions (Percent Area)

	None	D0	D1	D2	D3	D4
Current	68.98	18.91	3.99	4.85	3.27	0.00
Last Week <i>01-07-2021</i>	74.18	13.33	4.17	4.78	3.54	0.00
3 Months Ago <i>10-15-2020</i>	65.97	17.70	6.32	5.07	4.95	0.00
Start of Calendar Year <i>12-31-2020</i>	73.72	12.89	4.23	5.64	3.53	0.00
Start of Water Year <i>10-01-2020</i>	61.33	22.98	6.22	4.96	4.51	0.00
One Year Ago <i>01-16-2020</i>	73.09	21.15	5.77	0.00	0.00	0.00

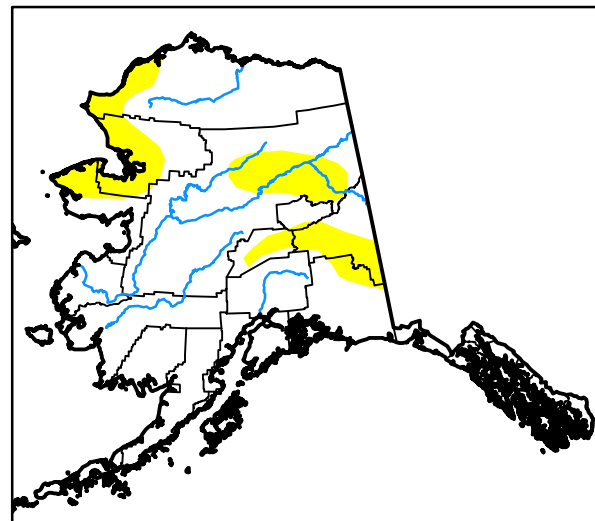

Intensity:

- None
- D0 Abnormally Dry
- D1 Moderate Drought
- D2 Severe Drought
- D3 Extreme Drought
- D4 Exceptional Drought

The Drought Monitor focuses on broad-scale conditions. Local conditions may vary. For more information on the Drought Monitor, go to <https://droughtmonitor.unl.edu/About.aspx>

Author:

Deborah Bathke
 National Drought Mitigation Center



droughtmonitor.unl.edu