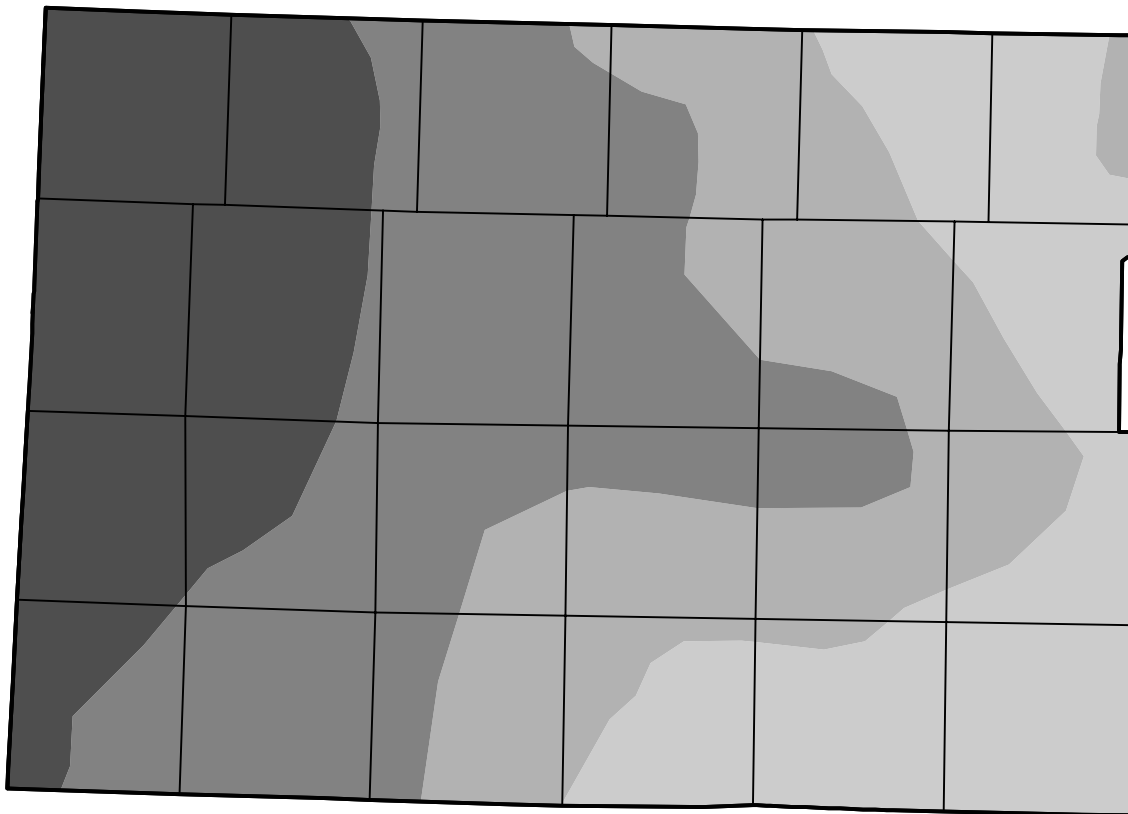


U.S. Drought Monitor Lubbock, TX WFO



March 9, 2021
(Released Thursday, Mar. 11, 2021)
Valid 7 a.m. EST

Drought Conditions (Percent Area)

	None	D0	D1	D2	D3	D4
Current	0.00	0.00	21.75	23.92	31.57	22.75
Last Week <i>03-04-2021</i>	0.00	11.95	15.95	18.07	31.28	22.75
3 Months Ago <i>12-10-2020</i>	0.00	3.18	12.64	27.62	29.10	27.46
Start of Calendar Year <i>12-31-2020</i>	0.00	1.00	14.34	27.52	29.67	27.46
Start of Water Year <i>10-01-2020</i>	3.22	10.22	22.31	27.66	20.91	15.68
One Year Ago <i>03-12-2020</i>	99.18	0.82	0.00	0.00	0.00	0.00



Intensity:

 None	 D2 Severe Drought
 D0 Abnormally Dry	 D3 Extreme Drought
 D1 Moderate Drought	 D4 Exceptional Drought

The Drought Monitor focuses on broad-scale conditions. Local conditions may vary. For more information on the Drought Monitor, go to <https://droughtmonitor.unl.edu/About.aspx>

Author:

Brian Fuchs
National Drought Mitigation Center



droughtmonitor.unl.edu