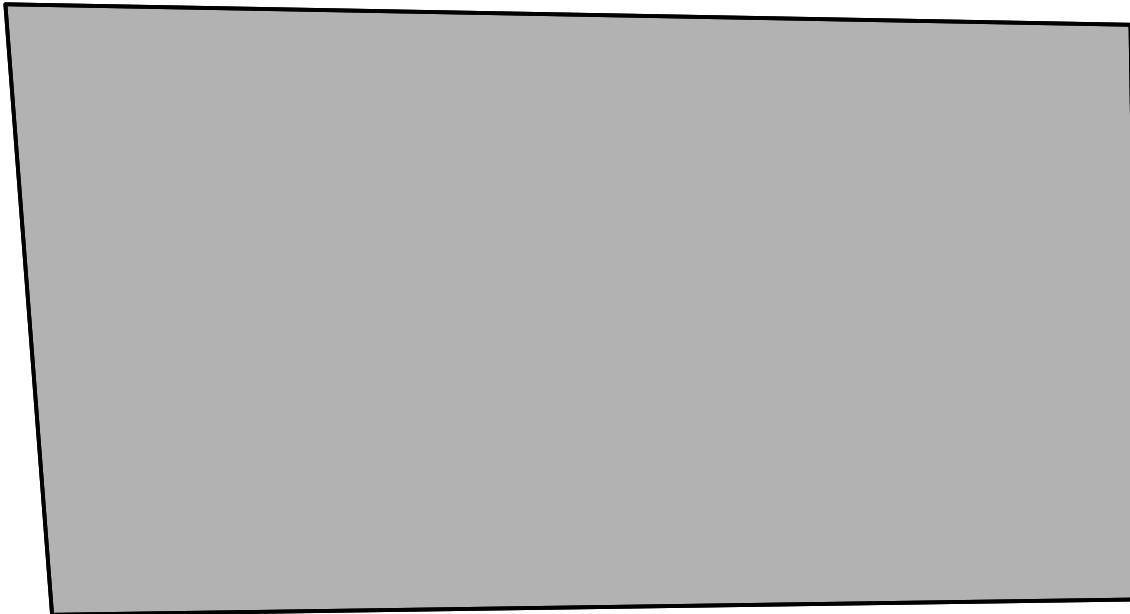


U.S. Drought Monitor Wells Colony




March 16, 2021
(Released Thursday, Mar. 18, 2021)
Valid 8 a.m. EDT

Drought Conditions (Percent Area)

	None	D0-D4	D1-D4	D2-D4	D3-D4	D4
Current	0.00	100.00	100.00	100.00	0.00	0.00
Last Week <i>03-09-2021</i>	0.00	100.00	100.00	100.00	0.00	0.00
3 Months Ago <i>12-15-2020</i>	0.00	100.00	100.00	100.00	0.00	0.00
Start of Calendar Year <i>12-29-2020</i>	0.00	100.00	100.00	100.00	0.00	0.00
Start of Water Year <i>09-29-2020</i>	0.00	100.00	100.00	0.00	0.00	0.00
One Year Ago <i>03-17-2020</i>	100.00	0.00	0.00	0.00	0.00	0.00



Intensity:

 None	 D2 Severe Drought
 D0 Abnormally Dry	 D3 Extreme Drought
 D1 Moderate Drought	 D4 Exceptional Drought

The Drought Monitor focuses on broad-scale conditions. Local conditions may vary. For more information on the Drought Monitor, go to <https://droughtmonitor.unl.edu/About.aspx>

Author:

Brad Pugh
CPC/NOAA



droughtmonitor.unl.edu